

Parent_Christian Identity Survey_Shiloh Fall 2020

run on 01/12/2021



surveys



Report Filters

School:
N/A

AGE_GROUP:
N/A

CHILDREN_SCHOOL:
N/A

Gender:
N/A

MARITAL_STATUS:
N/A

CHURCH_ATTENDANCE:
N/A

Race:
N/A

DEGREE:
N/A

RELIGIOUS_AFFILIATION:
N/A

Ethnicity:
N/A

CHILDREN_FAMILY:
N/A

Tag:
N/A

Christian Identity Parent Survey (Effective 2015)

1 survey(s) 185 response(s)

AdvancED Certified Content

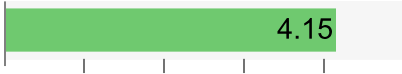
Report Summary

By Survey Section

Section Score | Network Average

Overall Score: 4.15

Network Average: N/A



Survey Questions: 4.15

Network Average: 0.0




AdvancED Certified Content

Highest Scoring Items

C43: I appreciate my child's teacher.




C8: When I contact the school, I am greeted and assisted in a friendly manner.



C37: School facilities are clean and well-maintained.



C30: The school is a safe place for my child.



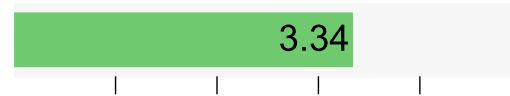
C10: I am pleased with the education my child is receiving.



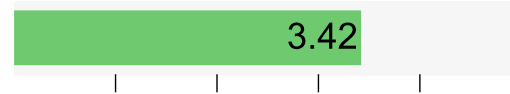
AdvancED Certified Content

Lowest Scoring Items


C6: Dress standards are consistently enforced.



C12: The principal takes time to talk with me.




C14: The school's computer training program is up-to-date with current technology.



C34: The school prepares my child for college.



C5: The school's discipline policies are consistently applied.



AdvancED Certified Content

Demographics

Number of Responses | Percentages of Total Responses

1. Gender

Male 52 30%

Female 122 70%

174 respondents

2. Race

American Indian or Alaska Native 6 4%

Asian 1 1%

Black or African American 1 1%

White 160 95%

Two or more races 1 1%

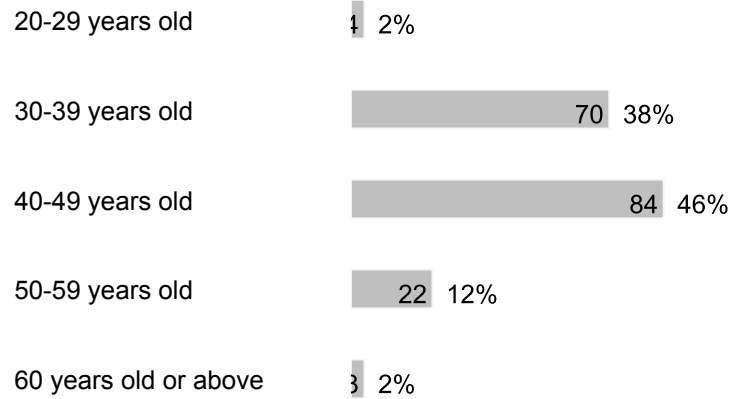
169 respondents

3. Ethnicity

Not Hispanic or Latino 162 100%

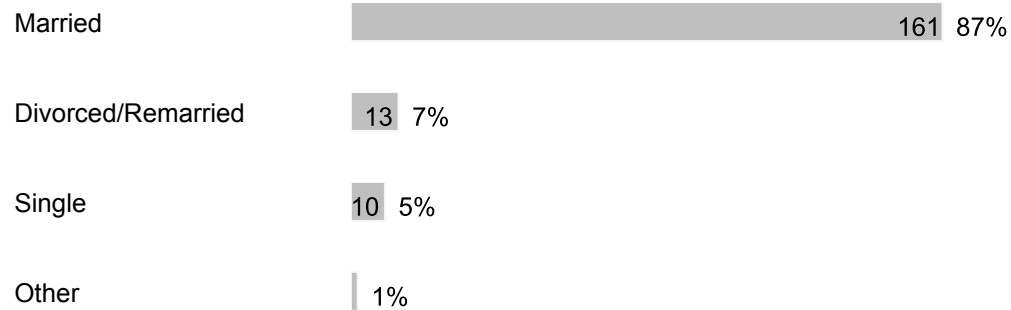
162 respondents

4. AGE_GROUP



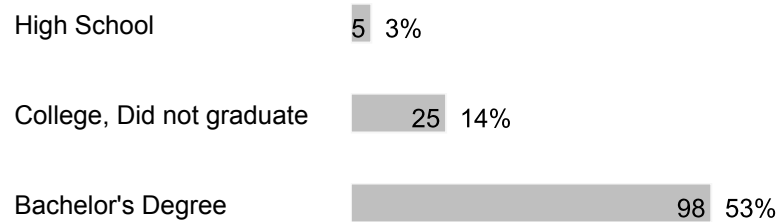
183 respondents

5. MARITAL_STATUS



185 respondents

6. DEGREE



Master's Degree	30	16%
Doctoral Degree	12	6%
Other	15	8%

185 respondents

7. What is your family income (before taxes)?

\$10,000-\$19,999	1	1%
\$20,000-\$29,999	1	1%
\$30,000-\$39,999	1	1%
\$40,000-\$49,999	10	6%
\$50,000 or more	162	92%

177 respondents

8. CHILDREN_FAMILY

1 child	20	11%
2 children	84	46%
3 children	48	26%
4 children	22	12%
5 children	7	4%

6 children 3 2%

184 respondents

9. How many children in your family live at home?

1 child 34 18%

2 children 86 47%

3 children 50 27%

4 children 12 7%

5 children 1 1%

6 children 1 1%

184 respondents

10. CHILDREN_SCHOOL

1 child 94 51%

2 children 59 32%

3 children 24 13%

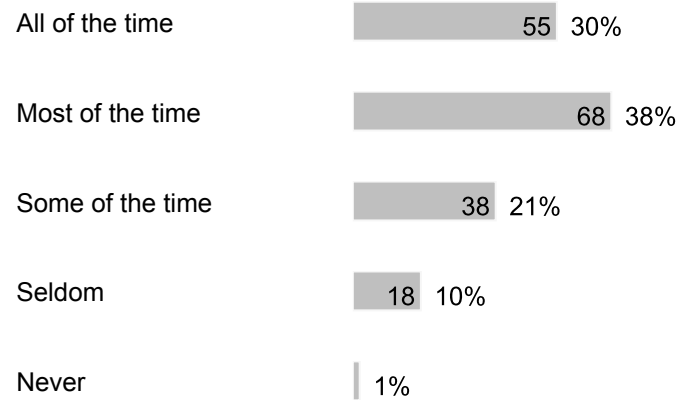
4 children 5 3%

5 children 1 1%

6 children 1 1%

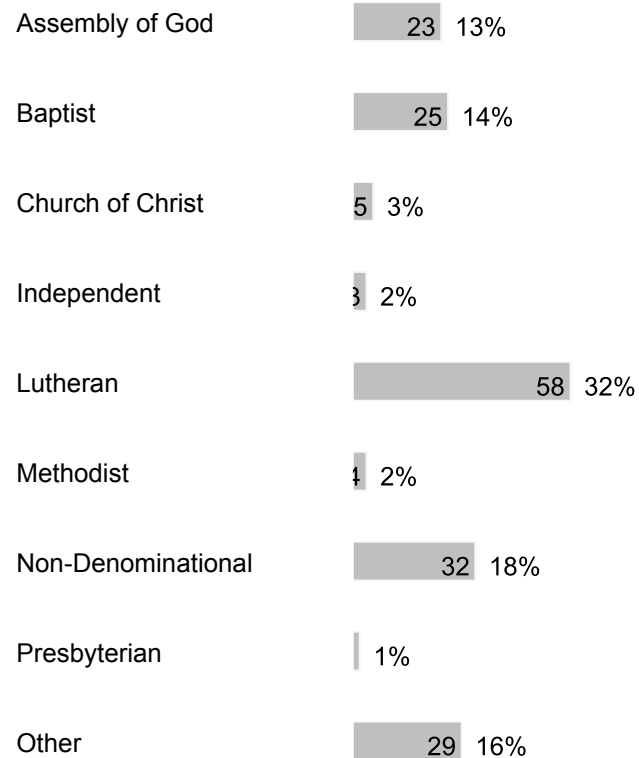
184 respondents

11. CHURCH_ATTENDANCE



181 respondents

12. RELIGIOUS_AFFILIATION



181 respondents

C. Survey Questions

Section score: 4.15 Network average: N/A

	Strongly Agree	Agree	Neutral	Disagree	Strongly Disagree	Not Applicable
	5	4	3	2	1	0
	Number of Responses					
	Percentage of Total Responses					
1. Teachers express an interest in my child.	102	70	9	2	1	1
	55%	38%	5%	1%	1%	1%
	185 respondents					
2. Teachers are fair and impartial to my child.	86	81	11	4	2	1
	46%	44%	6%	2%	1%	1%
	185 respondents					
3. My child feels at ease talking with teachers.	77	81	20	4	2	1
	42%	44%	11%	2%	1%	1%
	185 respondents					
4. Teachers praise and encourage my child.	87	77	14	7	0	0
	47%	42%	8%	4%	0%	0%
	185 respondents					

5. The school's discipline policies are consistently applied.	50 27%	70 38%	38 21%	10 5%	6 3%	11 6%
	185 respondents					
6. Dress standards are consistently enforced.	37 20%	70 38%	42 23%	8 4%	11 6%	17 9%
	185 respondents					
7. Teachers make me feel welcome at school.	106 57%	66 36%	10 5%	2 1%	1 1%	0 0%
	185 respondents					
8. When I contact the school, I am greeted and assisted in a friendly manner.	118 64%	56 30%	9 5%	1 1%	0 0%	1 1%
	185 respondents					
9. I feel like a valued partner at my child's school.	90 49%	59 32%	22 12%	10 5%	2 1%	2 1%
	185 respondents					
10. I am pleased with the education my child is receiving.	106 57%	71 38%	7 4%	0 0%	1 1%	0 0%
	185 respondents					
11. Teachers take time to talk with me about school concerns.	101 55%	59 32%	17 9%	5 3%	0 0%	3 2%
	185 respondents					
12. The principal takes time to talk with me.	52 28%	60 32%	38 21%	7 4%	5 3%	23 12%
	185 respondents					
13. Teachers communicate regularly with me.	77 42%	76 41%	23 12%	5 3%	2 1%	2 1%
	185 respondents					
14. The school's computer training program is up-to-date with current technology.	47	72	39	4	0	23

	25%	39%	21%	2%	0%	12%
	185 respondents					
15. The spiritual mission of the school (why it exists) is clearly stated.	104	69	11	0	1	0
	56%	37%	6%	0%	1%	0%
	185 respondents					
16. The school's philosophy of education is Bible-based and Christ-centered.	105	71	8	0	1	0
	57%	38%	4%	0%	1%	0%
	185 respondents					
17. Teachers emphasize a biblical worldview (using the Bible to form opinions about life issues).	83	80	19	2	1	0
	45%	43%	10%	1%	1%	0%
	185 respondents					
18. Teachers explain the relationship of the subjects they teach to the Bible.	71	79	27	4	1	3
	38%	43%	15%	2%	1%	2%
	185 respondents					
19. Teachers encourage my child to pray about serving the Lord in full-time Christian ministry.	65	52	55	1	2	10
	35%	28%	30%	1%	1%	5%
	185 respondents					
20. My child enjoys Bible class.	85	76	12	6	0	6
	46%	41%	6%	3%	0%	3%
	185 respondents					
21. My child enjoys chapel.	97	68	7	6	0	7
	52%	37%	4%	3%	0%	4%
	185 respondents					
22. My child has regular Bible devotions.	58	78	32	10	1	6
	31%	42%	17%	5%	1%	3%
	185 respondents					
23. My child is sensitive to spiritual things.	74	79	22	2	1	7
	40%	43%	12%	1%	1%	4%
	185 respondents					

24. My child is open about his or her faith in Jesus Christ.	89 48%	84 45%	11 6%	0 0%	0 0%	1 1%
	185 respondents					
25. The primary purpose of Christian education is to glorify God in all things.	104 56%	65 35%	13 7%	1 1%	1 1%	1 1%
	185 respondents					
26. My child seeks spiritual counsel when facing tough decisions.	39 21%	80 43%	51 28%	1 1%	1 1%	13 7%
	185 respondents					
27. The teachers at our school are positive Christian role models.	98 53%	78 42%	6 3%	1 1%	0 0%	2 1%
	185 respondents					
28. The school's spiritual emphasis meets my expectations.	91 49%	82 44%	9 5%	1 1%	1 1%	1 1%
	185 respondents					
29. My child enjoys school.	103 56%	70 38%	9 5%	2 1%	1 1%	0 0%
	185 respondents					
30. The school is a safe place for my child.	110 59%	65 35%	8 4%	1 1%	1 1%	0 0%
	185 respondents					
31. My child is taught study skills.	65 35%	79 43%	30 16%	4 2%	0 0%	7 4%
	185 respondents					
32. My child has a set study time at home.	38 21%	92 50%	35 19%	8 4%	2 1%	10 5%
	185 respondents					
33. I check to make sure my child finishes his or her homework.	66	87	21	4	0	7

	36%	47%	11%	2%	0%	4%
	185 respondents					
34. The school prepares my child for college.	54	79	23	1	0	28
	29%	43%	12%	1%	0%	15%
	185 respondents					
35. Teachers emphasize composition and writing skills.	60	96	12	10	1	6
	32%	52%	6%	5%	1%	3%
	185 respondents					
36. The school meets my academic expectations.	91	84	6	1	1	2
	49%	45%	3%	1%	1%	1%
	185 respondents					
37. School facilities are clean and well-maintained.	113	62	7	2	1	0
	61%	34%	4%	1%	1%	0%
	185 respondents					
38. Extracurricular activities (athletics, choirs, clubs, etc.) are important to my child.	71	60	22	5	2	25
	38%	32%	12%	3%	1%	14%
	185 respondents					
39. The school has a good reputation in the community.	90	72	18	4	1	0
	49%	39%	10%	2%	1%	0%
	185 respondents					
40. The principal expresses interest in my child.	60	55	47	8	1	14
	32%	30%	25%	4%	1%	8%
	185 respondents					
41. My child's teacher(s) keep me informed regularly of my child's academic progress.	82	70	20	8	3	2
	44%	38%	11%	4%	2%	1%
	185 respondents					
42. Teachers encourage my child to read.	96	69	14	4	0	2
	52%	37%	8%	2%	0%	1%
	185 respondents					

43. I appreciate my child's teacher.	128	55	2	0	0	0
	69%	30%	1%	0%	0%	0%
	185 respondents					
44. Teachers help me to know how to help my child learn at home.	76	61	31	10	1	6
	41%	33%	17%	5%	1%	3%
	185 respondents					
45. I am given opportunities to be involved in the school.	102	67	13	1	0	2
	55%	36%	7%	1%	0%	1%
	185 respondents					

D. Open-Ended Questions

1. What do you like most about your child's school?
2. What do you like least about your child's school?
3. What is one suggestion for improving your child's school?