

Elementary Student (Grades 3-6)_Christian Identity Survey_Shiloh Fall 2020_Report

run on 01/12/2021



surveys





Report Filters

School:

N/A

Grade:

N/A

CHILDREN_SCHOOL:

N/A

Gender:

N/A

Term:

N/A

Tag:

N/A

Race:

N/A

CHURCH_ATTENDANCE:

N/A

Ethnicity:

N/A

CHILDREN_FAMILY:

N/A



Christian Identity Student Survey
(Grades 3-6) (Effective 2015)

Date(s): 12/31/1969 - 12/31/1969

1 survey(s) 133 response(s)



AdvancED Certified Content

Report Summary

By Survey Section

Section Score | Network Average

Overall Score: 2.77

Network Average: N/A



Survey Questions: 2.77

Network Average: 0.0







AdvancED Certified Content

Highest Scoring Items


C10: My teacher wants every student to learn.




C6: My teacher prays with the class.




C8: My teacher is a good Christian role model.



C21: My teacher cares about students.



C3: I respect my teacher.







AdvancED Certified Content

Lowest Scoring Items


C31: My parents attend school activities.




C26: Most students at my school are friendly.




C15: My teacher emphasizes writing skills.



C5: I share my faith in Jesus Christ with other people.



C1: I enjoy school.





AdvancED Certified Content

Demographics

Number of Responses | Percentages of Total Responses

1. Gender

Boy 65 49%

Girl 67 51%

132 respondents

2. Race

American Indian or Alaska Native 13 10%

Asian 2 2%

Black or African American 2 2%

Native Hawaiian or Other Pacific Islander 1 1%

White 97 76%

Two or more races 13 10%

128 respondents

3. Ethnicity

Hispanic	7	6%
Not Hispanic or Latino	116	94%

123 respondents

4. Grade

3rd Grade	34	26%
4th grade	31	23%
5th grade	33	25%
6th Grade	35	26%

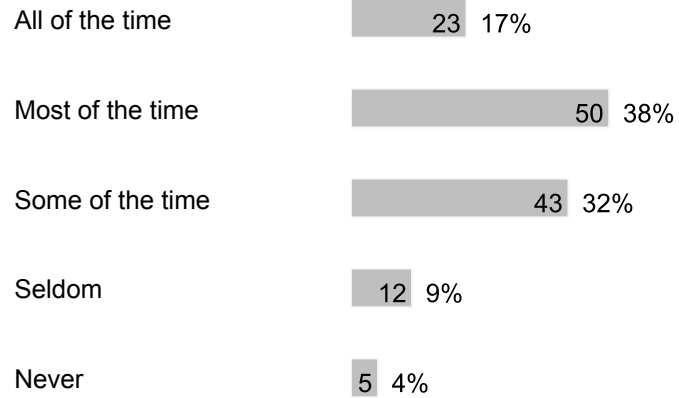
133 respondents

5. Term

1 year	33	25%
2 years	9	7%
3 years	12	9%
4 years	4	3%
5 years	22	17%
6 years	18	14%
7 or more years	35	26%

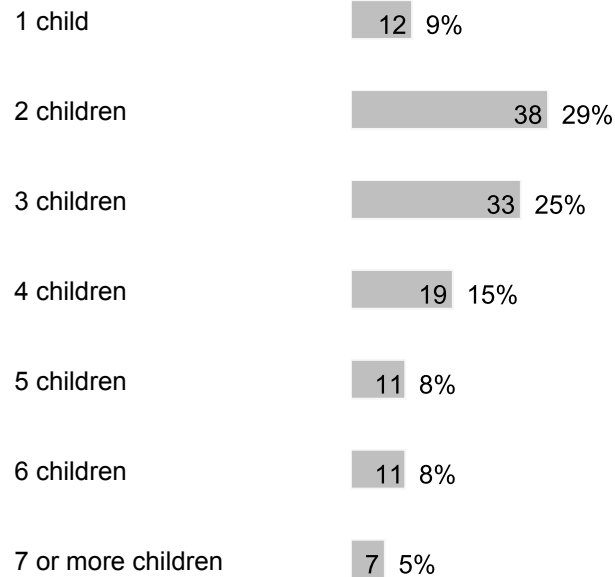
133 respondents

6. CHURCH_ATTENDANCE



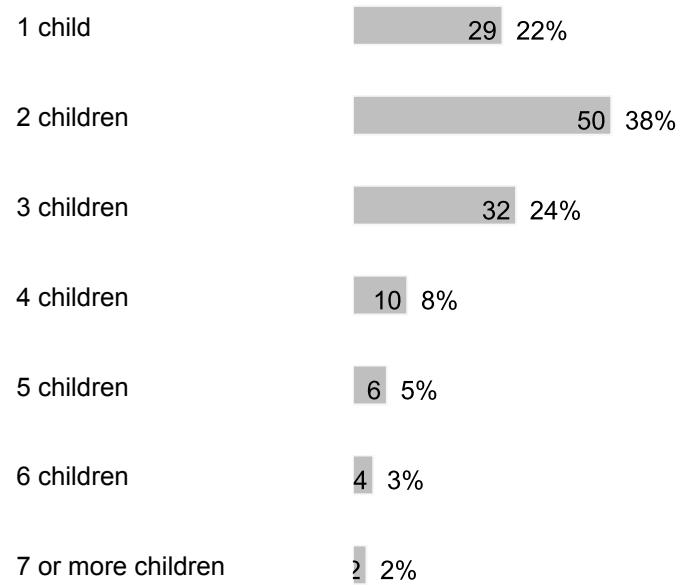
133 respondents

7. CHILDREN_FAMILY



131 respondents

8. CHILDREN_SCHOOL



133 respondents

AdvancED Certified Content

C. Survey Questions

Section score: 2.77 Network average: N/A

	I Agree	I'm Not Sure	I Don't Agree
	3	2	1
	Number of Responses		
	Percentage of Total Responses		
1. I enjoy school.	92 69%	34 26%	7 5%
133 respondents			
2. I want to learn.	99 74%	32 24%	2 2%
133 respondents			
3. I respect my teacher.	119 89%	13 10%	1 1%
133 respondents			
4. I enjoy Bible class.	115 86%	17 13%	1 1%
133 respondents			

5. I share my faith in Jesus Christ with other people.	86 65%	45 34%	2 2%
	133 respondents		
6. My teacher prays with the class.	126 95%	7 5%	0 0%
	133 respondents		
7. My teacher shows me how Bible ideas relate to the subjects I study.	96 72%	30 23%	7 5%
	133 respondents		
8. My teacher is a good Christian role model.	126 95%	7 5%	0 0%
	133 respondents		
9. My teacher is fair to all the students.	114 86%	10 8%	9 7%
	133 respondents		
10. My teacher wants every student to learn.	128 96%	4 3%	1 1%
	133 respondents		
11. My teacher helps me when I need help with my schoolwork.	115 86%	15 11%	3 2%
	133 respondents		
12. My teacher compliments me when I do well.	99 74%	26 20%	8 6%
	133 respondents		
13. My teacher makes learning fun.	101 76%	24 18%	8 6%
	133 respondents		
14. My teacher teaches me how to study.	100	26	7

	75% 133 respondents	20%	5%
15. My teacher emphasizes writing skills.	88 66% 133 respondents	40 30%	5 4%
16. My teacher checks my homework.	102 77% 133 respondents	21 16%	10 8%
17. My teacher motivates me to learn.	103 77% 133 respondents	25 19%	5 4%
18. My teacher is patient with me.	111 83% 133 respondents	18 14%	4 3%
19. My teacher encourages me to learn on my own.	106 80% 133 respondents	22 17%	5 4%
20. My teacher loves me.	106 80% 133 respondents	23 17%	4 3%
21. My teacher cares about students.	127 95% 133 respondents	5 4%	1 1%
22. I do my best in all my studies.	111 83% 133 respondents	20 15%	2 2%
23. I am learning how to use a computer at school.	121 91% 133 respondents	6 5%	6 5%

24. My teacher makes me think.	116 87% 133 respondents	14 11%	3 2%
25. My teacher listens to me.	106 80% 133 respondents	21 16%	6 5%
26. Most students at my school are friendly.	91 68% 133 respondents	33 25%	9 7%
27. My principal is friendly.	113 85% 133 respondents	19 14%	1 1%
28. I obey the school rules.	112 84% 133 respondents	18 14%	3 2%
29. I feel safe at school.	107 80% 133 respondents	21 16%	5 4%
30. My parents attend church with me.	108 81% 133 respondents	17 13%	8 6%
31. My parents attend school activities.	75 56% 133 respondents	48 36%	10 8%
32. My parents help me with my school work if I need help.	115 86% 133 respondents	10 8%	8 6%
33. My teacher tells me how to behave in and out of class.	112	15	6

34. My teacher tells my parents how I am doing at school.

84% 133 respondents	11%	5%
111	20	2
83% 133 respondents	15%	2%

D. Open-Ended Questions

1. What do you enjoy the most about your school?
2. If you could change one thing about your school, what would it be?