

# MS/HS Student (Grades 7-12)\_Christian Identity Survey\_Shiloh Fall 2020

---

run on 01/12/2021





## Report Filters

**School:**  
N/A

**Grade:**  
N/A

**CHILDREN\_SCHOOL:**  
N/A

**Gender:**  
N/A

**Term:**  
N/A

**Tag:**  
N/A

**Race:**  
N/A

**CHURCH\_ATTENDANCE:**  
N/A

**Ethnicity:**  
N/A

**CHILDREN\_FAMILY:**  
N/A

 **AdvancED Certified Content**

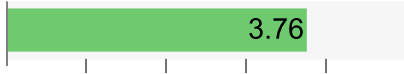
## Report Summary

### By Survey Section

### Section Score | Network Average

**Overall Score: 3.76**

Network Average: N/A



**Survey Questions: 3.76**

Network Average: 0.0






## Highest Scoring Items


**C27:** At my school, students have access to computers during and after school.




**C26:** Extracurricular activities (athletics, clubs, etc.) are important to me.



**C1:** I have good friends at school.



**C30:** I understand the value of a Christian education.



**C29:** I enjoy attending a Christian school.





## Lowest Scoring Items

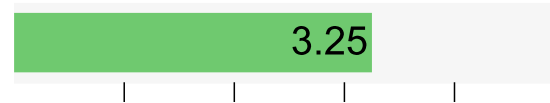
**C3:** I read often for enjoyment.



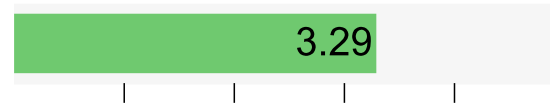
**C8:** I believe homework is valuable to the learning experience.



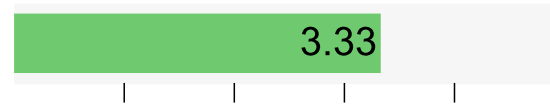
**C5:** I have good study habits.



**C4:** I enjoy learning.



**C13:** My teachers encourage me to read.





## AdvancED Certified Content

# Demographics

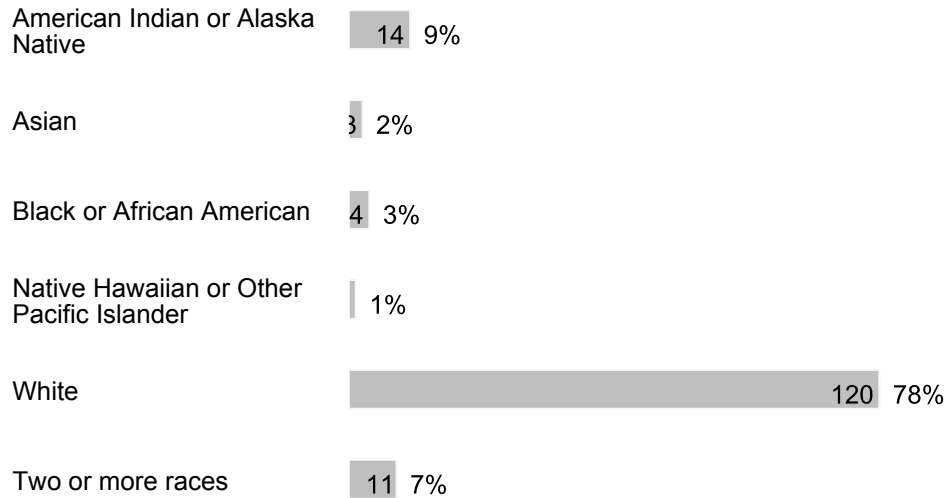
Number of Responses | Percentages of Total Responses

### 1. Gender



161 respondents

### 2. Race



154 respondents

### 3. Ethnicity

Hispanic	7	5%
Not Hispanic or Latino	139	95%

146 respondents

#### 4. Grade

7th grade	31	19%
8th grade	45	28%
9th grade	33	20%
10th grade	24	15%
11th grade	11	7%
12th grade	19	12%

163 respondents

#### 5. Term

1 year	16	10%
2 years	8	5%
3 years	9	6%
4 years	12	7%
5 years	9	6%

6 years	8	5%
7 years	11	7%
8 years	16	10%
9 years	20	12%
10 years	19	12%
11 years	15	9%
12 years	8	5%
13 or more years	12	7%

163 respondents

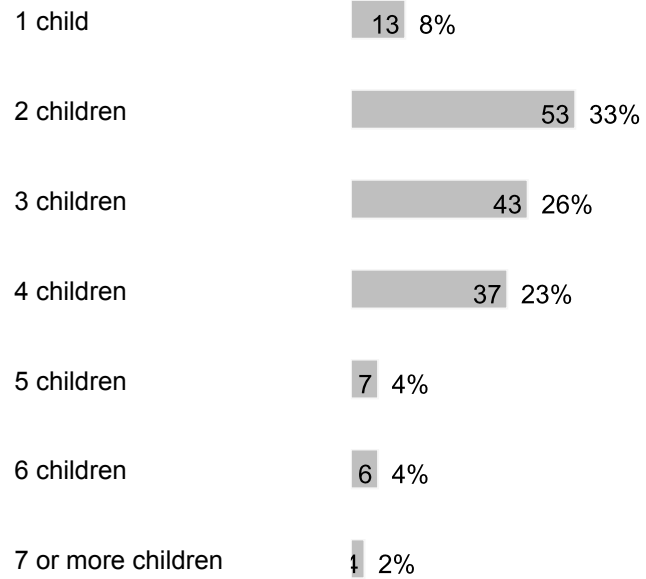
#### 6. CHURCH\_ATTENDANCE

All of the time	32	20%
Most of the time	65	40%
Some of the time	48	29%
Seldom	12	7%
Never	6	4%

163 respondents

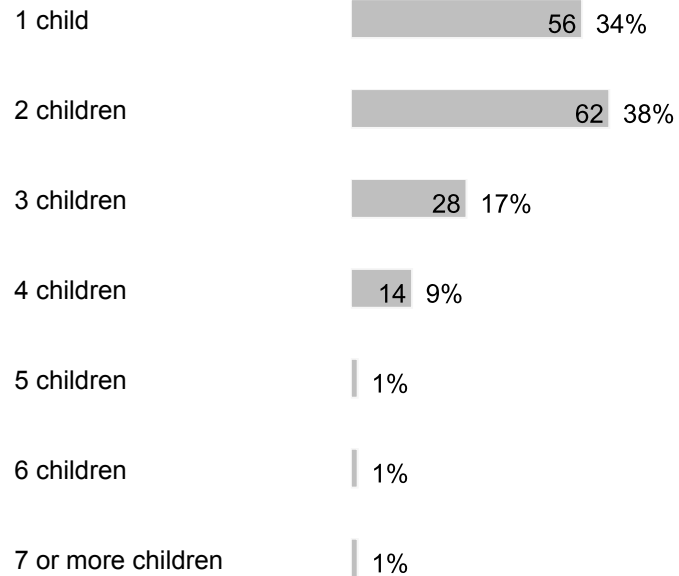
#### 7. CHILDREN\_FAMILY





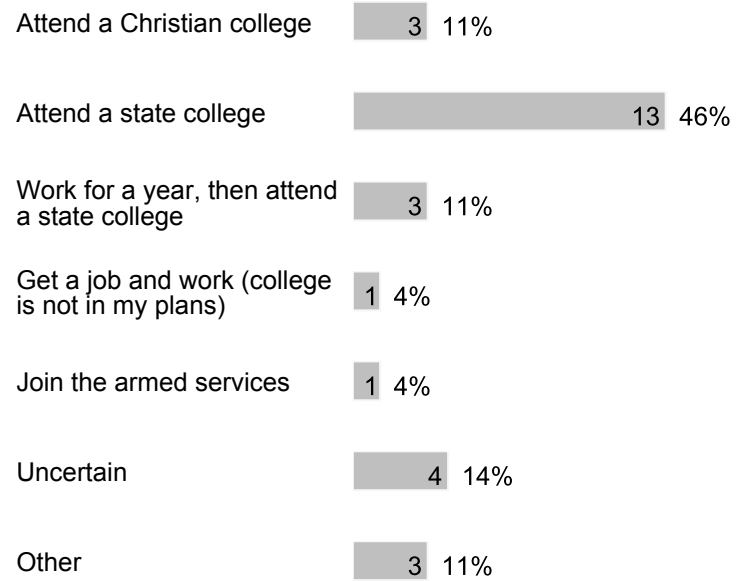
163 respondents

#### 8. CHILDREN\_SCHOOL



163 respondents

9. SENIORS ONLY: What do you plan to do after graduation?



28 respondents

## C. Survey Questions

Section score: 3.76 Network average: N/A

	<b>Strongly Agree</b>	<b>Agree</b>	<b>Neutral</b>	<b>Disagree</b>	<b>Strongly Disagree</b>	<b>Not Applicable</b>
	<b>5</b>	<b>4</b>	<b>3</b>	<b>2</b>	<b>1</b>	<b>0</b>
	<b>Number of Responses</b>					
	<b>Percentage of Total Responses</b>					
<b>1. I have good friends at school.</b>	<b>78</b>	<b>63</b>	<b>17</b>	<b>2</b>	<b>2</b>	<b>1</b>
	<b>48%</b>	<b>39%</b>	<b>10%</b>	<b>1%</b>	<b>1%</b>	<b>1%</b>
	163 respondents					
<b>2. I feel safe at this school.</b>	<b>63</b>	<b>80</b>	<b>15</b>	<b>5</b>	<b>0</b>	<b>0</b>
	<b>39%</b>	<b>49%</b>	<b>9%</b>	<b>3%</b>	<b>0%</b>	<b>0%</b>
	163 respondents					
<b>3. I read often for enjoyment.</b>	<b>19</b>	<b>25</b>	<b>37</b>	<b>35</b>	<b>31</b>	<b>16</b>
	<b>12%</b>	<b>15%</b>	<b>23%</b>	<b>21%</b>	<b>19%</b>	<b>10%</b>
	163 respondents					
<b>4. I enjoy learning.</b>	<b>13</b>	<b>60</b>	<b>68</b>	<b>11</b>	<b>6</b>	<b>5</b>
	<b>8%</b>	<b>37%</b>	<b>42%</b>	<b>7%</b>	<b>4%</b>	<b>3%</b>
	163 respondents					

5. I have good study habits.	<b>11</b>	<b>60</b>	<b>61</b>	<b>24</b>	<b>4</b>	<b>3</b>
	<b>7%</b>	<b>37%</b>	<b>37%</b>	<b>15%</b>	<b>2%</b>	<b>2%</b>
	163 respondents					
6. I feel at ease talking with my teachers.	<b>23</b>	<b>82</b>	<b>39</b>	<b>11</b>	<b>7</b>	<b>1</b>
	<b>14%</b>	<b>50%</b>	<b>24%</b>	<b>7%</b>	<b>4%</b>	<b>1%</b>
	163 respondents					
7. I understand what my teachers expect academically from me.	<b>33</b>	<b>94</b>	<b>30</b>	<b>4</b>	<b>1</b>	<b>1</b>
	<b>20%</b>	<b>58%</b>	<b>18%</b>	<b>2%</b>	<b>1%</b>	<b>1%</b>
	163 respondents					
8. I believe homework is valuable to the learning experience.	<b>14</b>	<b>45</b>	<b>52</b>	<b>30</b>	<b>15</b>	<b>7</b>
	<b>9%</b>	<b>28%</b>	<b>32%</b>	<b>18%</b>	<b>9%</b>	<b>4%</b>
	163 respondents					
9. I understand the practical and academic value of the subjects I study.	<b>11</b>	<b>86</b>	<b>52</b>	<b>9</b>	<b>4</b>	<b>1</b>
	<b>7%</b>	<b>53%</b>	<b>32%</b>	<b>6%</b>	<b>2%</b>	<b>1%</b>
	163 respondents					
10. I realize the value of good standardized test scores (ACT, SAT, etc.).	<b>40</b>	<b>77</b>	<b>38</b>	<b>4</b>	<b>3</b>	<b>1</b>
	<b>25%</b>	<b>47%</b>	<b>23%</b>	<b>2%</b>	<b>2%</b>	<b>1%</b>
	163 respondents					
11. My teachers praise and encourage me.	<b>19</b>	<b>76</b>	<b>51</b>	<b>13</b>	<b>3</b>	<b>1</b>
	<b>12%</b>	<b>47%</b>	<b>31%</b>	<b>8%</b>	<b>2%</b>	<b>1%</b>
	163 respondents					
12. My teachers provide academic help before or after school if I need it.	<b>40</b>	<b>91</b>	<b>26</b>	<b>4</b>	<b>2</b>	<b>0</b>
	<b>25%</b>	<b>56%</b>	<b>16%</b>	<b>2%</b>	<b>1%</b>	<b>0%</b>
	163 respondents					
13. My teachers encourage me to read.	<b>21</b>	<b>53</b>	<b>59</b>	<b>22</b>	<b>5</b>	<b>3</b>
	<b>13%</b>	<b>33%</b>	<b>36%</b>	<b>13%</b>	<b>3%</b>	<b>2%</b>
	163 respondents					
14. My teachers give me individual help during class when I need it.	<b>31</b>	<b>97</b>	<b>32</b>	<b>2</b>	<b>1</b>	<b>0</b>

	<b>19%</b>	<b>60%</b>	<b>20%</b>	<b>1%</b>	<b>1%</b>	<b>0%</b>
	163 respondents					
<b>15. My teachers motivate me to learn.</b>	<b>16</b>	<b>90</b>	<b>43</b>	<b>11</b>	<b>2</b>	<b>1</b>
	<b>10%</b>	<b>55%</b>	<b>26%</b>	<b>7%</b>	<b>1%</b>	<b>1%</b>
	163 respondents					
<b>16. My teachers are fair and impartial to students.</b>	<b>25</b>	<b>70</b>	<b>46</b>	<b>16</b>	<b>5</b>	<b>1</b>
	<b>15%</b>	<b>43%</b>	<b>28%</b>	<b>10%</b>	<b>3%</b>	<b>1%</b>
	163 respondents					
<b>17. My teachers teach study skills strategies.</b>	<b>14</b>	<b>66</b>	<b>58</b>	<b>20</b>	<b>4</b>	<b>1</b>
	<b>9%</b>	<b>40%</b>	<b>36%</b>	<b>12%</b>	<b>2%</b>	<b>1%</b>
	163 respondents					
<b>18. My teachers emphasize composition and writing skills.</b>	<b>20</b>	<b>75</b>	<b>56</b>	<b>10</b>	<b>1</b>	<b>1</b>
	<b>12%</b>	<b>46%</b>	<b>34%</b>	<b>6%</b>	<b>1%</b>	<b>1%</b>
	163 respondents					
<b>19. My teachers are excited about the subjects they teach.</b>	<b>37</b>	<b>83</b>	<b>33</b>	<b>9</b>	<b>1</b>	<b>0</b>
	<b>23%</b>	<b>51%</b>	<b>20%</b>	<b>6%</b>	<b>1%</b>	<b>0%</b>
	163 respondents					
<b>20. I feel free to express my ideas in class when they relate to the lesson.</b>	<b>14</b>	<b>73</b>	<b>48</b>	<b>17</b>	<b>8</b>	<b>3</b>
	<b>9%</b>	<b>45%</b>	<b>29%</b>	<b>10%</b>	<b>5%</b>	<b>2%</b>
	163 respondents					
<b>21. Students treat adults with respect and kindness at my school.</b>	<b>14</b>	<b>75</b>	<b>59</b>	<b>11</b>	<b>4</b>	<b>0</b>
	<b>9%</b>	<b>46%</b>	<b>36%</b>	<b>7%</b>	<b>2%</b>	<b>0%</b>
	163 respondents					
<b>22. I recommend this school to my friends who do not attend.</b>	<b>44</b>	<b>62</b>	<b>38</b>	<b>9</b>	<b>7</b>	<b>3</b>
	<b>27%</b>	<b>38%</b>	<b>23%</b>	<b>6%</b>	<b>4%</b>	<b>2%</b>
	163 respondents					
<b>23. My school is preparing me to make good decisions.</b>	<b>36</b>	<b>89</b>	<b>31</b>	<b>6</b>	<b>1</b>	<b>0</b>
	<b>22%</b>	<b>55%</b>	<b>19%</b>	<b>4%</b>	<b>1%</b>	<b>0%</b>
	163 respondents					

<b>24.</b> My school is preparing me for college.	<b>39</b> <b>24%</b>	<b>82</b> <b>50%</b>	<b>29</b> <b>18%</b>	<b>9</b> <b>6%</b>	<b>3</b> <b>2%</b>	<b>1</b> <b>1%</b>
	163 respondents					
<b>25.</b> The student handbook is consistently enforced.	<b>23</b> <b>14%</b>	<b>54</b> <b>33%</b>	<b>59</b> <b>36%</b>	<b>17</b> <b>10%</b>	<b>9</b> <b>6%</b>	<b>1</b> <b>1%</b>
	163 respondents					
<b>26.</b> Extracurricular activities (athletics, clubs, etc.) are important to me.	<b>104</b> <b>64%</b>	<b>36</b> <b>22%</b>	<b>15</b> <b>9%</b>	<b>4</b> <b>2%</b>	<b>0</b> <b>0%</b>	<b>4</b> <b>2%</b>
	163 respondents					
<b>27.</b> At my school, students have access to computers during and after school.	<b>97</b> <b>60%</b>	<b>59</b> <b>36%</b>	<b>6</b> <b>4%</b>	<b>1</b> <b>1%</b>	<b>0</b> <b>0%</b>	<b>0</b> <b>0%</b>
	163 respondents					
<b>28.</b> Church attendance is important to me.	<b>56</b> <b>34%</b>	<b>71</b> <b>44%</b>	<b>31</b> <b>19%</b>	<b>3</b> <b>2%</b>	<b>1</b> <b>1%</b>	<b>1</b> <b>1%</b>
	163 respondents					
<b>29.</b> I enjoy attending a Christian school.	<b>73</b> <b>45%</b>	<b>66</b> <b>40%</b>	<b>18</b> <b>11%</b>	<b>3</b> <b>2%</b>	<b>2</b> <b>1%</b>	<b>1</b> <b>1%</b>
	163 respondents					
<b>30.</b> I understand the value of a Christian education.	<b>77</b> <b>47%</b>	<b>59</b> <b>36%</b>	<b>23</b> <b>14%</b>	<b>1</b> <b>1%</b>	<b>1</b> <b>1%</b>	<b>2</b> <b>1%</b>
	163 respondents					
<b>31.</b> I depend on the Bible to help me make good decisions.	<b>47</b> <b>29%</b>	<b>76</b> <b>47%</b>	<b>30</b> <b>18%</b>	<b>6</b> <b>4%</b>	<b>3</b> <b>2%</b>	<b>1</b> <b>1%</b>
	163 respondents					
<b>32.</b> The spiritual mission of my school (why it exists) is clearly stated.	<b>49</b> <b>30%</b>	<b>80</b> <b>49%</b>	<b>28</b> <b>17%</b>	<b>4</b> <b>2%</b>	<b>2</b> <b>1%</b>	<b>0</b> <b>0%</b>
	163 respondents					
<b>33.</b> The teachers at my school are positive Christian role models.	<b>44</b>	<b>84</b>	<b>34</b>	<b>0</b>	<b>1</b>	<b>0</b>

	<b>27%</b>	<b>52%</b>	<b>21%</b>	<b>0%</b>	<b>1%</b>	<b>0%</b>
	163 respondents					
<b>34.</b> My teachers emphasize a biblical worldview of life (using the Bible to form opinions about life issues).	<b>38</b>	<b>84</b>	<b>38</b>	<b>3</b>	<b>0</b>	<b>0</b>
	<b>23%</b>	<b>52%</b>	<b>23%</b>	<b>2%</b>	<b>0%</b>	<b>0%</b>
	163 respondents					
<b>35.</b> My teachers encourage me to be open to serving the Lord in full-time Christian ministry.	<b>36</b>	<b>66</b>	<b>51</b>	<b>9</b>	<b>1</b>	<b>0</b>
	<b>22%</b>	<b>40%</b>	<b>31%</b>	<b>6%</b>	<b>1%</b>	<b>0%</b>
	163 respondents					
<b>36.</b> My teachers explain the relationship of the academic subjects they teach to the Bible.	<b>38</b>	<b>55</b>	<b>53</b>	<b>17</b>	<b>0</b>	<b>0</b>
	<b>23%</b>	<b>34%</b>	<b>33%</b>	<b>10%</b>	<b>0%</b>	<b>0%</b>
	163 respondents					

## D. Open-Ended Questions

1. What do you like the most about your school?
2. If you could change one thing about your school, what would it be?