

Parent_Christian Identity Survey_Shiloh Fall 2021

run on 01/06/2022



surveys



Report Filters

School:
N/A

AGE_GROUP:
N/A

CHILDREN_SCHOOL:
N/A

Gender:
N/A

MARITAL_STATUS:
N/A

CHURCH_ATTENDANCE:
N/A

Race:
N/A

DEGREE:
N/A

RELIGIOUS_AFFILIATION:
N/A

Ethnicity:
N/A

CHILDREN_FAMILY:
N/A

Tag:
N/A

AdvancED Certified Content

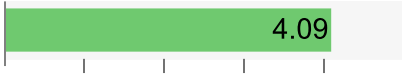
Report Summary

By Survey Section

Section Score | Network Average

Overall Score: 4.09

Network Average: N/A



Survey Questions: 4.09

Network Average: 0.0



AdvancED Certified Content

Highest Scoring Items


C43: I appreciate my child's teacher.



C8: When I contact the school, I am greeted and assisted in a friendly manner.



C25: The primary purpose of Christian education is to glorify God in all things.



C7: Teachers make me feel welcome at school.



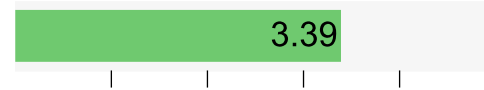
C30: The school is a safe place for my child.




AdvancED Certified Content

Lowest Scoring Items

C34: The school prepares my child for college.



C14: The school's computer training program is up-to-date with current technology.



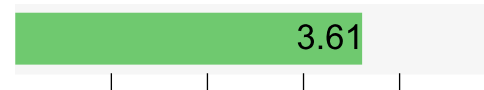
C6: Dress standards are consistently enforced.



C38: Extracurricular activities (athletics, choirs, clubs, etc.) are important to my child.



C12: The principal takes time to talk with me.



AdvancED Certified Content

Demographics

Number of Responses | Percentages of Total Responses

1. Gender

Male	54	32%
Female	116	68%

170 respondents

2. Race

American Indian or Alaska Native	6	4%
Asian	1	1%
Black or African American	1	1%
White	157	92%
Two or more races	5	3%

171 respondents

3. Ethnicity

Hispanic	1	1%
----------	---	----

Not Hispanic or Latino 161 99%

163 respondents

4. AGE_GROUP

20-29 years old 3 2%

30-39 years old 80 42%

40-49 years old 85 45%

50-59 years old 18 10%

60 years old or above 3 2%

189 respondents

5. MARITAL_STATUS

Married 166 88%

Divorced/Remarried 13 7%

Single 9 5%

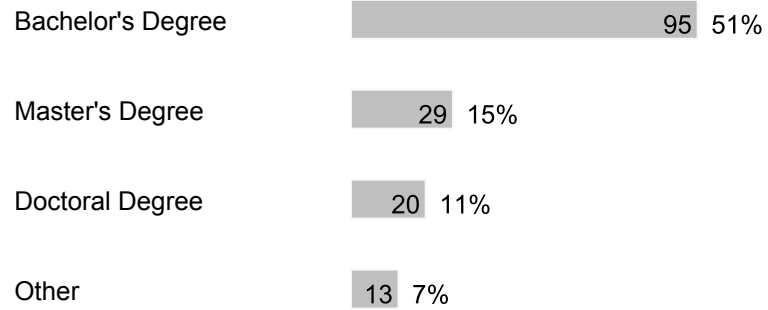
Other 1 1%

189 respondents

6. DEGREE

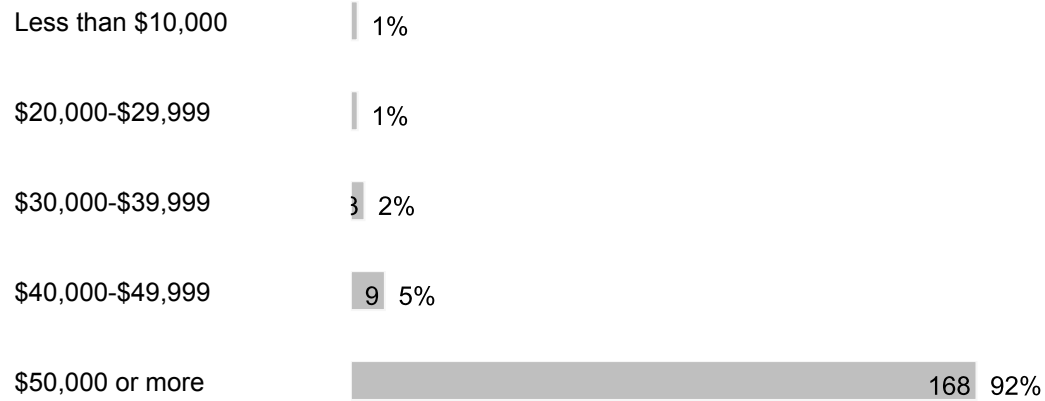
High School 12 6%

College, Did not graduate 19 10%



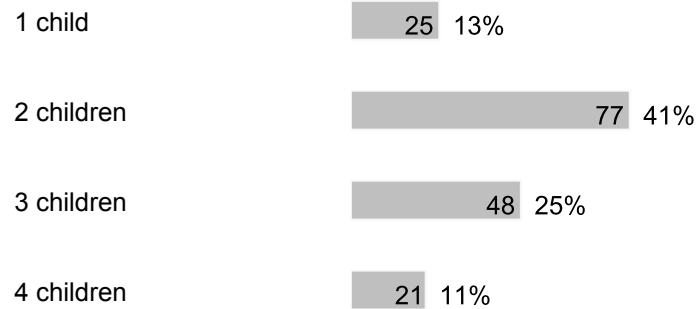
188 respondents

7. What is your family income (before taxes)?



183 respondents

8. CHILDREN_FAMILY



5 children 13 7%

6 children 4 2%

7 or more children 1 1%

189 respondents

9. How many children in your family live at home?

1 child 43 23%

2 children 77 41%

3 children 48 25%

4 children 16 8%

5 children 4 2%

6 children 1 1%

189 respondents

10. CHILDREN_SCHOOL

1 child 92 49%

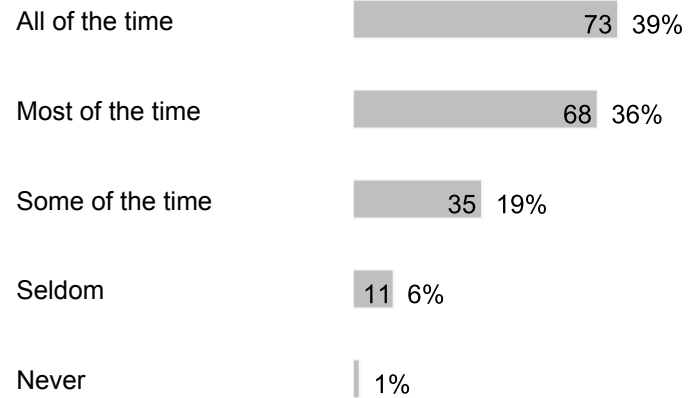
2 children 63 34%

3 children 29 15%

4 children 4 2%

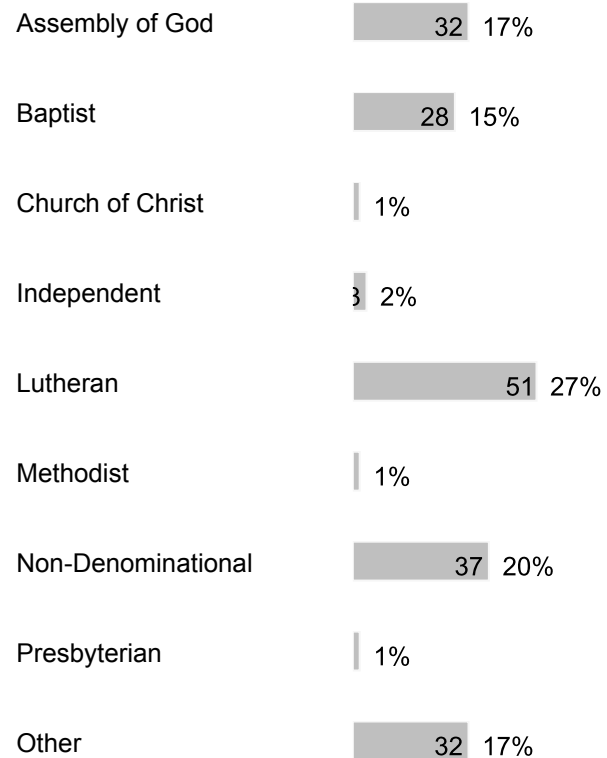
188 respondents

11. CHURCH_ATTENDANCE



189 respondents

12. RELIGIOUS_AFFILIATION



188 respondents

C. Survey Questions

Section score: 4.09 Network average: N/A

	Strongly Agree	Agree	Neutral	Disagree	Strongly Disagree	Not Applicable
	5	4	3	2	1	0
	Number of Responses					
	Percentage of Total Responses					
1. Teachers express an interest in my child.	96	81	11	0	1	0
	51%	43%	6%	0%	1%	0%
	189 respondents					
2. Teachers are fair and impartial to my child.	81	87	15	5	1	0
	43%	46%	8%	3%	1%	0%
	189 respondents					
3. My child feels at ease talking with teachers.	84	76	18	9	2	0
	44%	40%	10%	5%	1%	0%
	189 respondents					
4. Teachers praise and encourage my child.	88	74	20	6	0	1
	47%	39%	11%	3%	0%	1%
	189 respondents					

5. The school's discipline policies are consistently applied.	52 28%	74 39%	36 19%	11 6%	11 6%	5 3%
	189 respondents					
6. Dress standards are consistently enforced.	48 25%	60 32%	43 23%	18 10%	11 6%	9 5%
	189 respondents					
7. Teachers make me feel welcome at school.	106 56%	72 38%	8 4%	1 1%	1 1%	1 1%
	189 respondents					
8. When I contact the school, I am greeted and assisted in a friendly manner.	114 60%	68 36%	5 3%	0 0%	1 1%	1 1%
	189 respondents					
9. I feel like a valued partner at my child's school.	72 38%	82 43%	28 15%	5 3%	1 1%	1 1%
	189 respondents					
10. I am pleased with the education my child is receiving.	96 51%	76 40%	12 6%	5 3%	0 0%	0 0%
	189 respondents					
11. Teachers take time to talk with me about school concerns.	81 43%	80 42%	22 12%	5 3%	0 0%	1 1%
	189 respondents					
12. The principal takes time to talk with me.	56 30%	64 34%	44 23%	6 3%	2 1%	17 9%
	189 respondents					
13. Teachers communicate regularly with me.	75 40%	75 40%	22 12%	14 7%	1 1%	2 1%
	189 respondents					
14. The school's computer training program is up-to-date with current technology.	41	81	36	6	1	24

	22%	43%	19%	3%	1%	13%
	189 respondents					
15. The spiritual mission of the school (why it exists) is clearly stated.	98	83	5	2	1	0
	52%	44%	3%	1%	1%	0%
	189 respondents					
16. The school's philosophy of education is Bible-based and Christ-centered.	95	84	8	2	0	0
	50%	44%	4%	1%	0%	0%
	189 respondents					
17. Teachers emphasize a biblical worldview (using the Bible to form opinions about life issues).	75	91	17	6	0	0
	40%	48%	9%	3%	0%	0%
	189 respondents					
18. Teachers explain the relationship of the subjects they teach to the Bible.	69	85	26	7	0	2
	37%	45%	14%	4%	0%	1%
	189 respondents					
19. Teachers encourage my child to pray about serving the Lord in full-time Christian ministry.	63	53	56	8	2	7
	33%	28%	30%	4%	1%	4%
	189 respondents					
20. My child enjoys Bible class.	82	74	14	7	1	11
	43%	39%	7%	4%	1%	6%
	189 respondents					
21. My child enjoys chapel.	96	67	12	4	2	8
	51%	35%	6%	2%	1%	4%
	189 respondents					
22. My child has regular Bible devotions.	55	83	38	5	0	8
	29%	44%	20%	3%	0%	4%
	189 respondents					
23. My child is sensitive to spiritual things.	73	78	24	7	0	7
	39%	41%	13%	4%	0%	4%
	189 respondents					

24. My child is open about his or her faith in Jesus Christ.	87 46%	85 45%	16 8%	0 0%	0 0%	1 1%
	189 respondents					
25. The primary purpose of Christian education is to glorify God in all things.	108 57%	71 38%	9 5%	1 1%	0 0%	0 0%
	189 respondents					
26. My child seeks spiritual counsel when facing tough decisions.	41 22%	91 48%	40 21%	4 2%	0 0%	13 7%
	189 respondents					
27. The teachers at our school are positive Christian role models.	79 42%	90 48%	13 7%	7 4%	0 0%	0 0%
	189 respondents					
28. The school's spiritual emphasis meets my expectations.	82 43%	84 44%	14 7%	9 5%	0 0%	0 0%
	189 respondents					
29. My child enjoys school.	91 48%	73 39%	17 9%	8 4%	0 0%	0 0%
	189 respondents					
30. The school is a safe place for my child.	97 51%	83 44%	8 4%	1 1%	0 0%	0 0%
	189 respondents					
31. My child is taught study skills.	56 30%	73 39%	33 17%	13 7%	2 1%	12 6%
	189 respondents					
32. My child has a set study time at home.	48 25%	85 45%	28 15%	11 6%	1 1%	16 8%
	189 respondents					
33. I check to make sure my child finishes his or her homework.	65	94	15	2	0	13

	34%	50%	8%	1%	0%	7%
	189 respondents					
34. The school prepares my child for college.	55	70	28	1	0	35
	29%	37%	15%	1%	0%	19%
	189 respondents					
35. Teachers emphasize composition and writing skills.	61	95	17	4	1	11
	32%	50%	9%	2%	1%	6%
	189 respondents					
36. The school meets my academic expectations.	82	88	10	6	2	1
	43%	47%	5%	3%	1%	1%
	189 respondents					
37. School facilities are clean and well-maintained.	91	80	9	5	4	0
	48%	42%	5%	3%	2%	0%
	189 respondents					
38. Extracurricular activities (athletics, choirs, clubs, etc.) are important to my child.	57	76	22	6	1	27
	30%	40%	12%	3%	1%	14%
	189 respondents					
39. The school has a good reputation in the community.	81	80	16	11	1	0
	43%	42%	8%	6%	1%	0%
	189 respondents					
40. The principal expresses interest in my child.	56	73	36	8	3	13
	30%	39%	19%	4%	2%	7%
	189 respondents					
41. My child's teacher(s) keep me informed regularly of my child's academic progress.	80	75	23	9	1	1
	42%	40%	12%	5%	1%	1%
	189 respondents					
42. Teachers encourage my child to read.	83	80	15	4	0	7
	44%	42%	8%	2%	0%	4%
	189 respondents					

43. I appreciate my child's teacher.	115 61%	68 36%	5 3%	1 1%	0 0%	0 0%
	189 respondents					
44. Teachers help me to know how to help my child learn at home.	67 35%	70 37%	31 16%	13 7%	3 2%	5 3%
	189 respondents					
45. I am given opportunities to be involved in the school.	93 49%	76 40%	16 8%	3 2%	0 0%	1 1%
	189 respondents					

D. Open-Ended Questions

1. What do you like most about your child's school?
2. What do you like least about your child's school?
3. What is one suggestion for improving your child's school?