

MS/HS Student (Grades 7-12)_Christian Identity Survey_Shiloh Fall 2021

run on 01/06/2022



surveys





Report Filters

School:
N/A

Grade:
N/A

CHILDREN_SCHOOL:
N/A

Gender:
N/A

Term:
N/A

Tag:
N/A

Race:
N/A

CHURCH_ATTENDANCE:
N/A

Ethnicity:
N/A

CHILDREN_FAMILY:
N/A

 **AdvancED Certified Content**

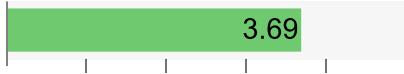
Report Summary

By Survey Section

Section Score | Network Average

Overall Score: 3.69

Network Average: N/A



Survey Questions: 3.69

Network Average: 0.0





Highest Scoring Items


C27: At my school, students have access to computers during and after school.



C26: Extracurricular activities (athletics, clubs, etc.) are important to me.




C1: I have good friends at school.



C30: I understand the value of a Christian education.

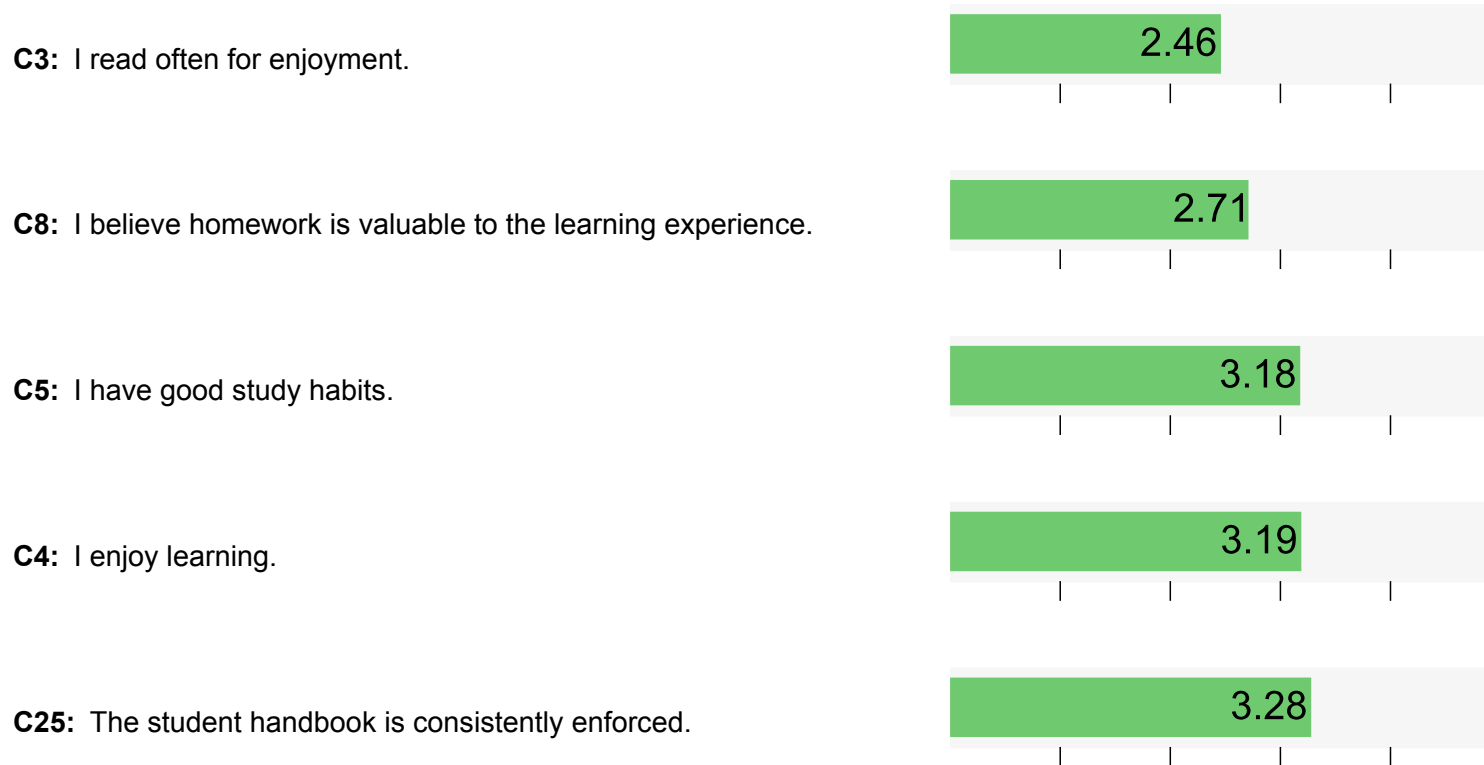


C2: I feel safe at this school.



AdvancED Certified Content

Lowest Scoring Items





AdvancED Certified Content

Demographics

Number of Responses | Percentages of Total Responses

1. Gender

Male 100 52%

Female 93 48%

193 respondents

2. Race

American Indian or Alaska Native 13 7%

Asian 1 2%

Black or African American 1 2%

Native Hawaiian or Other Pacific Islander 1 1%

White 155 82%

Two or more races 10 5%

188 respondents

3. Ethnicity

Hispanic	8	5%
Not Hispanic or Latino	161	95%

169 respondents

4. Grade

7th grade	30	15%
8th grade	36	17%
9th grade	49	24%
10th grade	37	18%
11th grade	32	16%
12th grade	22	11%

206 respondents

5. Term

1 year	22	11%
2 years	10	5%
3 years	8	4%
4 years	10	5%
5 years	13	6%

6 years	11	5%
7 years	11	5%
8 years	18	9%
9 years	28	14%
10 years	25	12%
11 years	18	9%
12 years	14	7%
13 or more years	19	9%

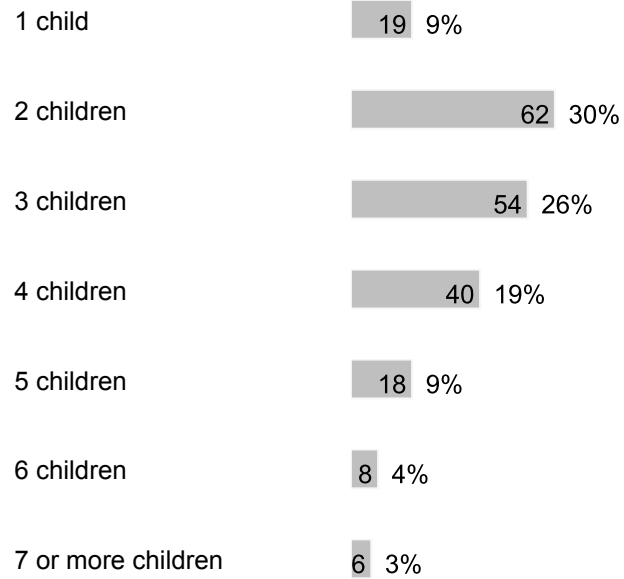
207 respondents

6. CHURCH_ATTENDANCE

All of the time	44	21%
Most of the time	66	32%
Some of the time	68	33%
Seldom	21	10%
Never	8	4%

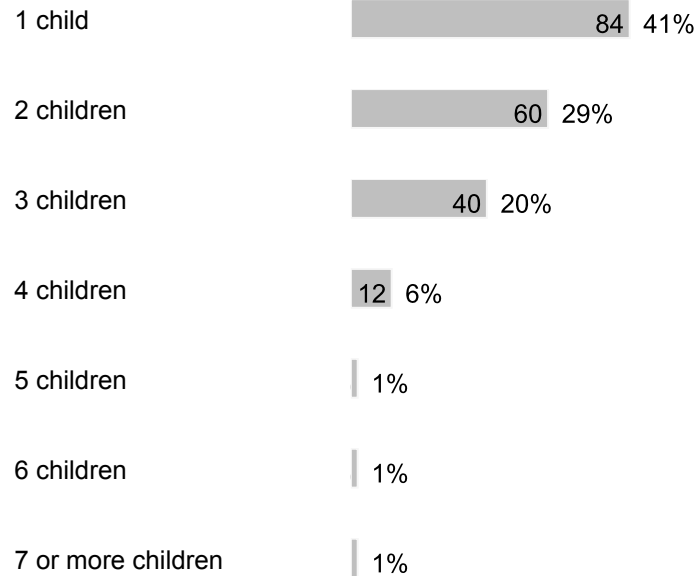
207 respondents

7. CHILDREN_FAMILY



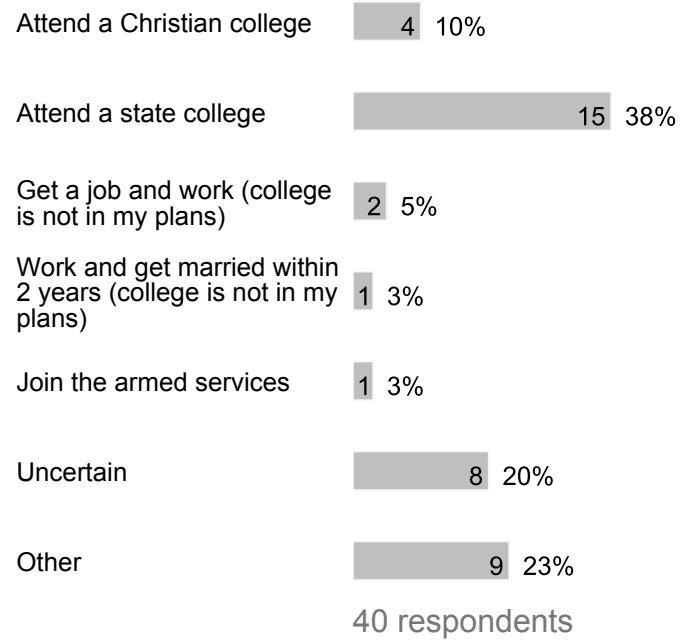
207 respondents

8. CHILDREN_SCHOOL



204 respondents

9. SENIORS ONLY: What do you plan to do after graduation?



C. Survey Questions

Section score: 3.69 Network average: N/A

	Strongly Agree	Agree	Neutral	Disagree	Strongly Disagree	Not Applicable
	5	4	3	2	1	0
	Number of Responses					
	Percentage of Total Responses					
1. I have good friends at school.	116	62	16	5	4	4
	56%	30%	8%	2%	2%	2%
	207 respondents					
2. I feel safe at this school.	73	94	29	5	3	3
	35%	45%	14%	2%	1%	1%
	207 respondents					
3. I read often for enjoyment.	22	29	52	42	43	19
	11%	14%	25%	20%	21%	9%
	207 respondents					
4. I enjoy learning.	12	70	92	18	9	6
	6%	34%	44%	9%	4%	3%
	207 respondents					

5. I have good study habits.	15	75	69	32	12	4
	7%	36%	33%	15%	6%	2%
	207 respondents					
6. I feel at ease talking with my teachers.	46	74	67	11	6	3
	22%	36%	32%	5%	3%	1%
	207 respondents					
7. I understand what my teachers expect academically from me.	43	118	34	7	2	3
	21%	57%	16%	3%	1%	1%
	207 respondents					
8. I believe homework is valuable to the learning experience.	5	42	90	36	25	9
	2%	20%	43%	17%	12%	4%
	207 respondents					
9. I understand the practical and academic value of the subjects I study.	13	107	68	11	4	4
	6%	52%	33%	5%	2%	2%
	207 respondents					
10. I realize the value of good standardized test scores (ACT, SAT, etc.).	46	91	42	15	7	6
	22%	44%	20%	7%	3%	3%
	207 respondents					
11. My teachers praise and encourage me.	39	81	61	14	6	6
	19%	39%	29%	7%	3%	3%
	207 respondents					
12. My teachers provide academic help before or after school if I need it.	47	118	32	4	2	4
	23%	57%	15%	2%	1%	2%
	207 respondents					
13. My teachers encourage me to read.	31	70	67	29	6	4
	15%	34%	32%	14%	3%	2%
	207 respondents					
14. My teachers give me individual help during class when I need it.	51	112	30	9	1	4

	25%	54%	14%	4%	0%	2%
	207 respondents					
15. My teachers motivate me to learn.	39	93	60	9	4	2
	19%	45%	29%	4%	2%	1%
	207 respondents					
16. My teachers are fair and impartial to students.	30	91	56	19	8	3
	14%	44%	27%	9%	4%	1%
	207 respondents					
17. My teachers teach study skills strategies.	29	80	60	27	9	2
	14%	39%	29%	13%	4%	1%
	207 respondents					
18. My teachers emphasize composition and writing skills.	39	83	65	14	4	2
	19%	40%	31%	7%	2%	1%
	207 respondents					
19. My teachers are excited about the subjects they teach.	50	94	49	10	2	2
	24%	45%	24%	5%	1%	1%
	207 respondents					
20. I feel free to express my ideas in class when they relate to the lesson.	25	102	54	19	4	3
	12%	49%	26%	9%	2%	1%
	207 respondents					
21. Students treat adults with respect and kindness at my school.	18	100	63	17	6	3
	9%	48%	30%	8%	3%	1%
	207 respondents					
22. I recommend this school to my friends who do not attend.	36	75	49	25	15	7
	17%	36%	24%	12%	7%	3%
	207 respondents					
23. My school is preparing me to make good decisions.	42	107	46	7	2	3
	20%	52%	22%	3%	1%	1%
	207 respondents					

24. My school is preparing me for college.	47 23%	104 50%	39 19%	10 5%	3 1%	4 2%
	207 respondents					
25. The student handbook is consistently enforced.	21 10%	76 37%	65 31%	34 16%	7 3%	4 2%
	207 respondents					
26. Extracurricular activities (athletics, clubs, etc.) are important to me.	125 60%	46 22%	24 12%	5 2%	4 2%	3 1%
	207 respondents					
27. At my school, students have access to computers during and after school.	115 56%	81 39%	8 4%	1 0%	0 0%	2 1%
	207 respondents					
28. Church attendance is important to me.	64 31%	96 46%	38 18%	4 2%	1 0%	4 2%
	207 respondents					
29. I enjoy attending a Christian school.	84 41%	71 34%	37 18%	8 4%	4 2%	3 1%
	207 respondents					
30. I understand the value of a Christian education.	81 39%	90 43%	24 12%	6 3%	3 1%	3 1%
	207 respondents					
31. I depend on the Bible to help me make good decisions.	54 26%	94 45%	44 21%	5 2%	5 2%	5 2%
	207 respondents					
32. The spiritual mission of my school (why it exists) is clearly stated.	51 25%	101 49%	38 18%	10 5%	3 1%	4 2%
	207 respondents					
33. The teachers at my school are positive Christian role models.	65	98	37	3	2	2

	31%	47%	18%	1%	1%	1%
	207 respondents					
34. My teachers emphasize a biblical worldview of life (using the Bible to form opinions about life issues).	46	101	46	10	2	2
	22%	49%	22%	5%	1%	1%
	207 respondents					
35. My teachers encourage me to be open to serving the Lord in full-time Christian ministry.	43	103	53	4	2	2
	21%	50%	26%	2%	1%	1%
	207 respondents					
36. My teachers explain the relationship of the academic subjects they teach to the Bible.	38	90	57	15	5	2
	18%	43%	28%	7%	2%	1%
	207 respondents					

D. Open-Ended Questions

1. What do you like the most about your school?
2. If you could change one thing about your school, what would it be?