

Elementary Student (Grades 3-6)_Christian Identity Survey_Shiloh Fall 2022

run on 01/06/2023



surveys





Report Filters

School:
N/A

Grade:
N/A

CHILDREN_SCHOOL:
N/A

Gender:
N/A

Term:
N/A

Tag:
N/A

Race:
N/A

CHURCH_ATTENDANCE:
N/A

Ethnicity:
N/A

CHILDREN_FAMILY:
N/A

AdvancED Certified Content

Report Summary

By Survey Section

Section Score | Network Average

Overall Score: 2.72

Network Average: N/A



Survey Questions: 2.72

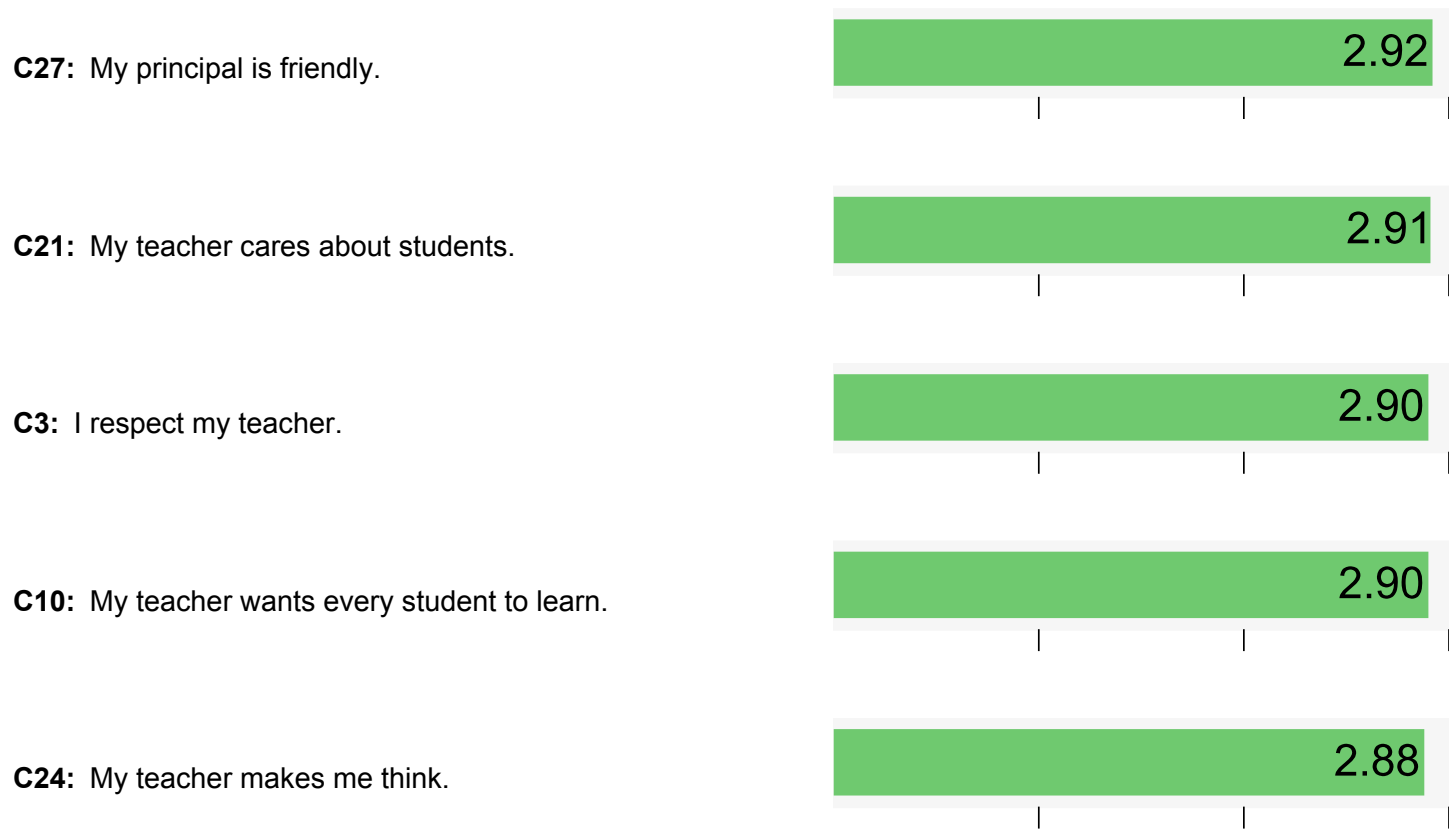
Network Average: 0.0





AdvancED Certified Content

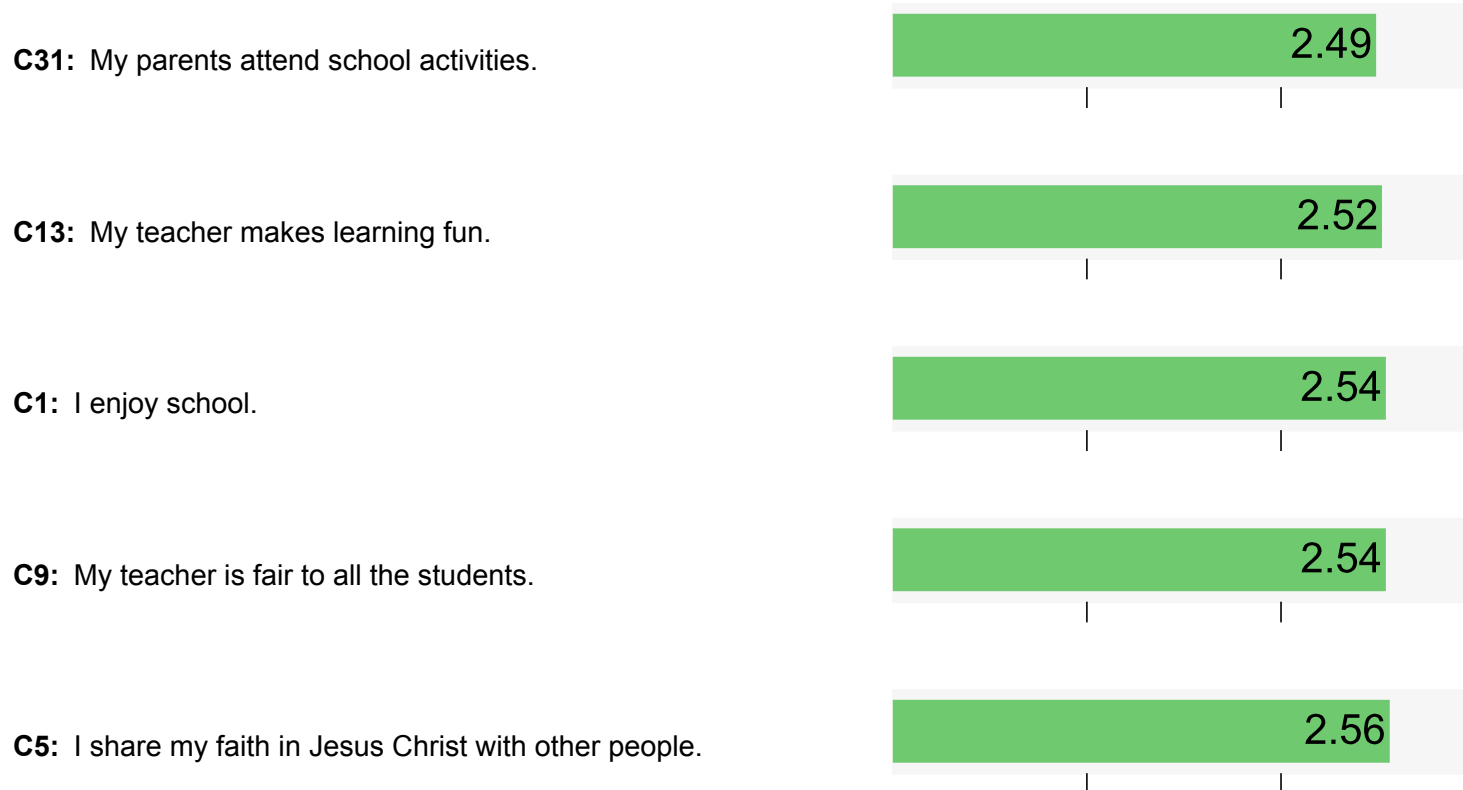
Highest Scoring Items





AdvancED Certified Content

Lowest Scoring Items





AdvancED Certified Content

Demographics

Number of Responses | Percentages of Total Responses

1. Gender

Boy 64 50%

Girl 65 50%

129 respondents

2. Race

American Indian or Alaska Native 5 4%

Asian 1 1%

Black or African American 4 3%

Native Hawaiian or Other Pacific Islander 1 1%

White 108 85%

Two or more races 8 6%

127 respondents

3. Ethnicity

Hispanic	8	7%
Not Hispanic or Latino	101	93%

109 respondents

4. Grade

3rd Grade	30	23%
4th grade	31	24%
5th grade	33	25%
6th Grade	36	28%

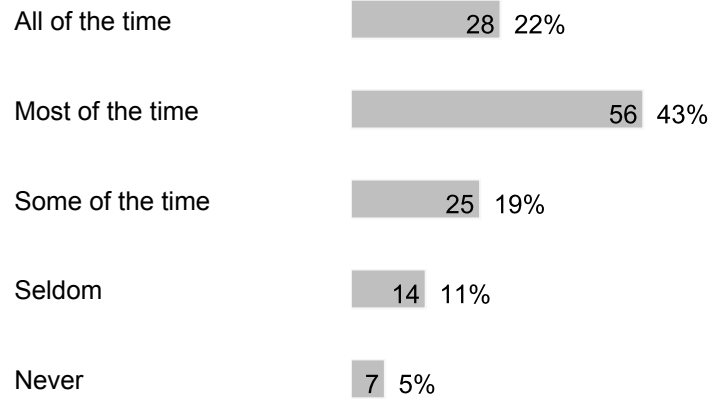
130 respondents

5. Term

1 year	4	3%
2 years	12	9%
3 years	21	16%
4 years	12	9%
5 years	17	13%
6 years	23	18%
7 or more years	41	32%

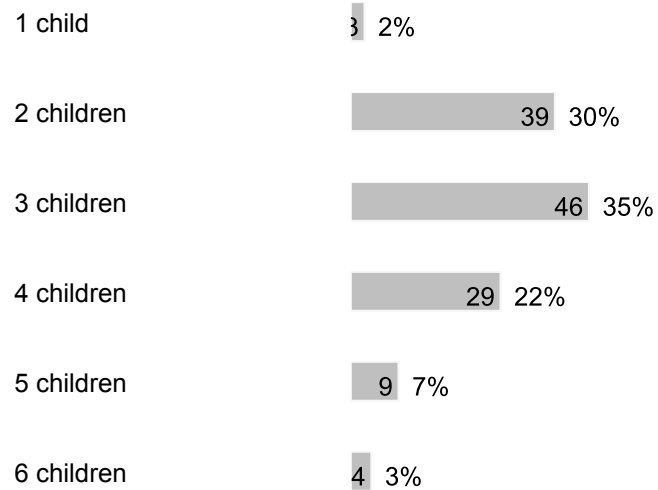
130 respondents

6. CHURCH_ATTENDANCE



130 respondents

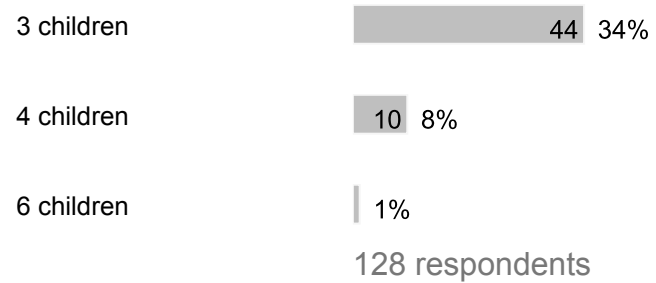
7. CHILDREN_FAMILY



130 respondents

8. CHILDREN_SCHOOL





C. Survey Questions

Section score: 2.72 Network average: N/A

	I Agree	I'm Not Sure	I Don't Agree
	3	2	1
	Number of Responses		
	Percentage of Total Responses		
1. I enjoy school.	83	34	13
	64%	26%	10%
	130 respondents		
2. I want to learn.	101	26	3
	78%	20%	2%
	130 respondents		
3. I respect my teacher.	117	13	0
	90%	10%	0%
	130 respondents		
4. I enjoy Bible class.	106	22	2
	82%	17%	2%
	130 respondents		

5. I share my faith in Jesus Christ with other people.	82 63% 130 respondents	39 30%	9 7%
6. My teacher prays with the class.	108 83% 130 respondents	17 13%	5 4%
7. My teacher shows me how Bible ideas relate to the subjects I study.	86 66% 130 respondents	37 28%	7 5%
8. My teacher is a good Christian role model.	115 88% 130 respondents	13 10%	2 2%
9. My teacher is fair to all the students.	82 63% 130 respondents	36 28%	12 9%
10. My teacher wants every student to learn.	119 92% 130 respondents	9 7%	2 2%
11. My teacher helps me when I need help with my schoolwork.	107 82% 130 respondents	18 14%	5 4%
12. My teacher compliments me when I do well.	84 65% 130 respondents	38 29%	8 6%
13. My teacher makes learning fun.	80 62% 130 respondents	38 29%	12 9%
14. My teacher teaches me how to study.	93	30	7

	72% 130 respondents	23%	5%
15. My teacher emphasizes writing skills.	90 69% 130 respondents	35 27%	5 4%
16. My teacher checks my homework.	85 65% 130 respondents	37 28%	8 6%
17. My teacher motivates me to learn.	94 72% 130 respondents	29 22%	7 5%
18. My teacher is patient with me.	89 68% 130 respondents	32 25%	9 7%
19. My teacher encourages me to learn on my own.	100 77% 130 respondents	25 19%	5 4%
20. My teacher loves me.	106 82% 130 respondents	18 14%	6 5%
21. My teacher cares about students.	120 92% 130 respondents	8 6%	2 2%
22. I do my best in all my studies.	109 84% 130 respondents	20 15%	1 1%
23. I am learning how to use a computer at school.	96 74% 130 respondents	25 19%	9 7%

24. My teacher makes me think.	117 90%	10 8%	3 2%
	130 respondents		
25. My teacher listens to me.	102 78%	21 16%	7 5%
	130 respondents		
26. Most students at my school are friendly.	84 65%	37 28%	9 7%
	130 respondents		
27. My principal is friendly.	120 92%	10 8%	0 0%
	130 respondents		
28. I obey the school rules.	114 88%	14 11%	2 2%
	130 respondents		
29. I feel safe at school.	90 69%	33 25%	7 5%
	130 respondents		
30. My parents attend church with me.	109 84%	12 9%	9 7%
	130 respondents		
31. My parents attend school activities.	77 59%	40 31%	13 10%
	130 respondents		
32. My parents help me with my school work if I need help.	111 85%	15 12%	4 3%
	130 respondents		
33. My teacher tells me how to behave in and out of class.	106	20	4

34. My teacher tells my parents how I am doing at school.

82% 130 respondents	15%	3%
105	22	3
81% 130 respondents	17%	2%

D. Open-Ended Questions

1. What do you enjoy the most about your school?
2. If you could change one thing about your school, what would it be?