

MS/HS Student (Grades 7-12)_Christian Identity Survey_Shiloh Fall 2022

run on 01/06/2023



surveys





Report Filters

School:
N/A

Grade:
N/A

CHILDREN_SCHOOL:
N/A

Gender:
N/A

Term:
N/A

Tag:
N/A

Race:
N/A

CHURCH_ATTENDANCE:
N/A

Ethnicity:
N/A

CHILDREN_FAMILY:
N/A

 **AdvancED Certified Content**

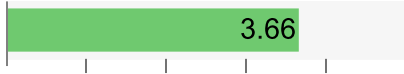
Report Summary

By Survey Section

Section Score | Network Average

Overall Score: 3.66

Network Average: N/A



Survey Questions: 3.66

Network Average: 0.0






Highest Scoring Items


C27: At my school, students have access to computers during and after school.



C1: I have good friends at school.



C30: I understand the value of a Christian education.



C26: Extracurricular activities (athletics, clubs, etc.) are important to me.



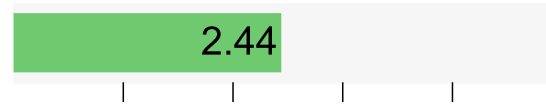
C29: I enjoy attending a Christian school.



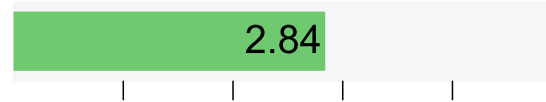


Lowest Scoring Items

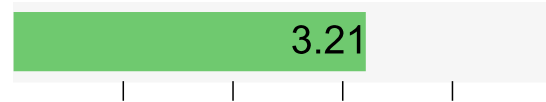
C3: I read often for enjoyment.



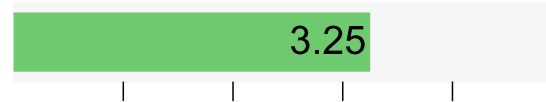
C8: I believe homework is valuable to the learning experience.




C22: I recommend this school to my friends who do not attend.



C16: My teachers are fair and impartial to students.



C17: My teachers teach study skills strategies.





AdvancED Certified Content

Demographics

Number of Responses | Percentages of Total Responses

1. Gender

Male 102 52%

Female 93 48%

195 respondents

2. Race

American Indian or Alaska Native 22 12%

Asian 1 1%

Black or African American 1 2%

Native Hawaiian or Other Pacific Islander 1 1%

White 148 79%

Two or more races 11 6%

188 respondents

3. Ethnicity

Hispanic	10	6%
Not Hispanic or Latino	165	94%

175 respondents

4. Grade

7th grade	34	17%
8th grade	40	20%
9th grade	31	16%
10th grade	46	23%
11th grade	28	14%
12th grade	20	10%

199 respondents

5. Term

1 year	12	6%
2 years	20	10%
3 years	17	9%
4 years	9	5%
5 years	7	4%

6 years	9	5%
7 years	11	6%
8 years	14	7%
9 years	16	8%
10 years	29	15%
11 years	19	10%
12 years	18	9%
13 or more years	18	9%

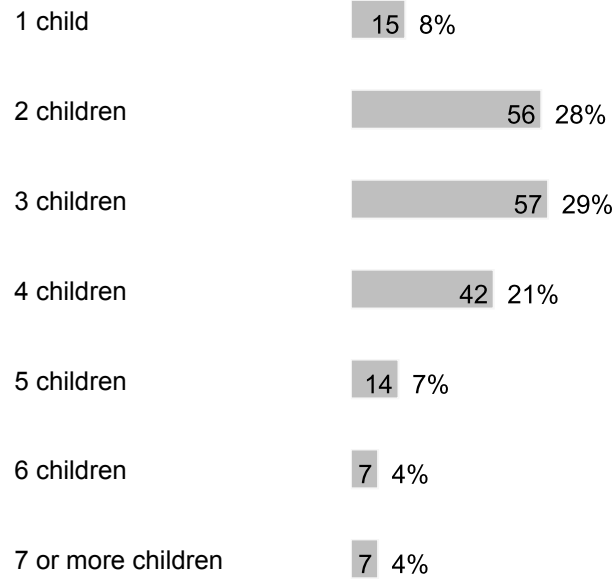
199 respondents

6. CHURCH_ATTENDANCE

All of the time	43	22%
Most of the time	67	34%
Some of the time	61	31%
Seldom	14	7%
Never	13	7%

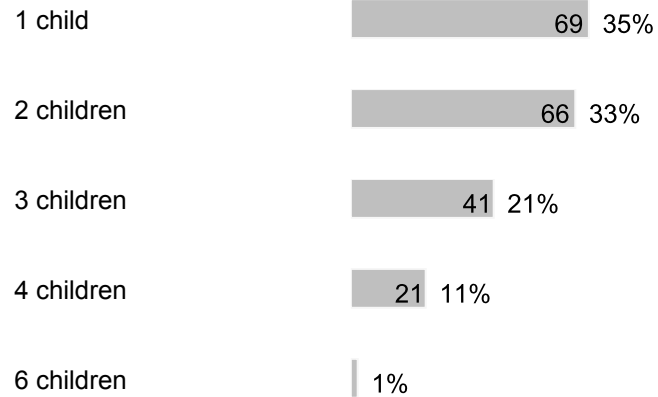
198 respondents

7. CHILDREN_FAMILY



198 respondents

8. CHILDREN_SCHOOL



199 respondents

9. SENIORS ONLY: What do you plan to do after graduation?



Attend a state college 12 40%

Get a job and work (college is not in my plans) 1 3%

Join the armed services 1 3%

Uncertain 3 10%

Other 8 27%

30 respondents

C. Survey Questions

Section score: 3.66 Network average: N/A

	Strongly Agree	Agree	Neutral	Disagree	Strongly Disagree	Not Applicable
	5	4	3	2	1	0
	Number of Responses					
	Percentage of Total Responses					
1. I have good friends at school.	109	56	26	7	1	0
	55%	28%	13%	4%	1%	0%
	199 respondents					
2. I feel safe at this school.	64	84	41	6	4	0
	32%	42%	21%	3%	2%	0%
	199 respondents					
3. I read often for enjoyment.	18	32	45	42	49	13
	9%	16%	23%	21%	25%	7%
	199 respondents					
4. I enjoy learning.	17	63	90	15	12	2
	9%	32%	45%	8%	6%	1%
	199 respondents					

5. I have good study habits.	20 10%	81 41%	61 31%	29 15%	7 4%	1 1%
	199 respondents					
6. I feel at ease talking with my teachers.	32 16%	81 41%	62 31%	15 8%	7 4%	2 1%
	199 respondents					
7. I understand what my teachers expect academically from me.	46 23%	96 48%	48 24%	4 2%	2 1%	3 2%
	199 respondents					
8. I believe homework is valuable to the learning experience.	15 8%	46 23%	75 38%	28 14%	26 13%	9 5%
	199 respondents					
9. I understand the practical and academic value of the subjects I study.	19 10%	96 48%	62 31%	12 6%	8 4%	2 1%
	199 respondents					
10. I realize the value of good standardized test scores (ACT, SAT, etc.).	43 22%	90 45%	45 23%	9 5%	8 4%	4 2%
	199 respondents					
11. My teachers praise and encourage me.	28 14%	93 47%	55 28%	14 7%	6 3%	3 2%
	199 respondents					
12. My teachers provide academic help before or after school if I need it.	41 21%	104 52%	41 21%	8 4%	3 2%	2 1%
	199 respondents					
13. My teachers encourage me to read.	17 9%	80 40%	67 34%	24 12%	9 5%	2 1%
	199 respondents					
14. My teachers give me individual help during class when I need it.	37	106	44	6	6	0

	19%	53%	22%	3%	3%	0%
	199 respondents					
15. My teachers motivate me to learn.	32	84	71	6	6	0
	16%	42%	36%	3%	3%	0%
	199 respondents					
16. My teachers are fair and impartial to students.	25	69	60	24	18	3
	13%	35%	30%	12%	9%	2%
	199 respondents					
17. My teachers teach study skills strategies.	18	69	69	35	5	3
	9%	35%	35%	18%	3%	2%
	199 respondents					
18. My teachers emphasize composition and writing skills.	27	87	73	8	3	1
	14%	44%	37%	4%	2%	1%
	199 respondents					
19. My teachers are excited about the subjects they teach.	34	96	52	12	4	1
	17%	48%	26%	6%	2%	1%
	199 respondents					
20. I feel free to express my ideas in class when they relate to the lesson.	21	82	60	22	11	3
	11%	41%	30%	11%	6%	2%
	199 respondents					
21. Students treat adults with respect and kindness at my school.	22	72	71	23	10	1
	11%	36%	36%	12%	5%	1%
	199 respondents					
22. I recommend this school to my friends who do not attend.	29	66	51	30	16	7
	15%	33%	26%	15%	8%	4%
	199 respondents					
23. My school is preparing me to make good decisions.	38	94	51	10	5	1
	19%	47%	26%	5%	3%	1%
	199 respondents					

24. My school is preparing me for college.	39 20%	101 51%	41 21%	11 6%	5 3%	2 1%
	199 respondents					
25. The student handbook is consistently enforced.	30 15%	68 34%	67 34%	13 7%	15 8%	6 3%
	199 respondents					
26. Extracurricular activities (athletics, clubs, etc.) are important to me.	102 51%	63 32%	18 9%	10 5%	2 1%	4 2%
	199 respondents					
27. At my school, students have access to computers during and after school.	115 58%	69 35%	10 5%	0 0%	4 2%	1 1%
	199 respondents					
28. Church attendance is important to me.	66 33%	86 43%	36 18%	8 4%	2 1%	1 1%
	199 respondents					
29. I enjoy attending a Christian school.	77 39%	80 40%	32 16%	8 4%	1 1%	1 1%
	199 respondents					
30. I understand the value of a Christian education.	83 42%	87 44%	24 12%	3 2%	1 1%	1 1%
	199 respondents					
31. I depend on the Bible to help me make good decisions.	56 28%	81 41%	55 28%	4 2%	2 1%	1 1%
	199 respondents					
32. The spiritual mission of my school (why it exists) is clearly stated.	63 32%	80 40%	44 22%	9 5%	2 1%	1 1%
	199 respondents					
33. The teachers at my school are positive Christian role models.	52	89	45	9	3	1

	26%	45%	23%	5%	2%	1%
	199 respondents					
34. My teachers emphasize a biblical worldview of life (using the Bible to form opinions about life issues).	42	92	55	7	2	1
	21%	46%	28%	4%	1%	1%
	199 respondents					
35. My teachers encourage me to be open to serving the Lord in full-time Christian ministry.	40	88	56	12	2	1
	20%	44%	28%	6%	1%	1%
	199 respondents					
36. My teachers explain the relationship of the academic subjects they teach to the Bible.	35	77	66	14	6	1
	18%	39%	33%	7%	3%	1%
	199 respondents					

D. Open-Ended Questions

1. What do you like the most about your school?
2. If you could change one thing about your school, what would it be?