

Parent_Christian Identity Survey_Shiloh Fall 2022

run on 01/06/2023



surveys



Report Filters

School:
N/A

AGE_GROUP:
N/A

CHILDREN_SCHOOL:
N/A

Gender:
N/A

MARITAL_STATUS:
N/A

CHURCH_ATTENDANCE:
N/A

Race:
N/A

DEGREE:
N/A

RELIGIOUS_AFFILIATION:
N/A

Ethnicity:
N/A

CHILDREN_FAMILY:
N/A

Tag:
N/A

Christian Identity Parent Survey (Effective 2015)

1 survey(s) 189 response(s)

AdvancED Certified Content

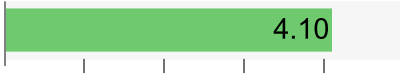
Report Summary

By Survey Section

Section Score | Network Average

Overall Score: 4.1

Network Average: N/A



Survey Questions: 4.1

Network Average: 0.0



AdvancED Certified Content

Highest Scoring Items

C43: I appreciate my child's teacher.



C8: When I contact the school, I am greeted and assisted in a friendly manner.



C16: The school's philosophy of education is Bible-based and Christ-centered.



C15: The spiritual mission of the school (why it exists) is clearly stated.



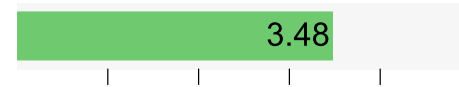
C25: The primary purpose of Christian education is to glorify God in all things.




AdvancED Certified Content

Lowest Scoring Items

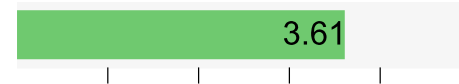
C14: The school's computer training program is up-to-date with current technology.



C12: The principal takes time to talk with me.




C34: The school prepares my child for college.



C26: My child seeks spiritual counsel when facing tough decisions.



C19: Teachers encourage my child to pray about serving the Lord in full-time Christian ministry.



AdvancED Certified Content

Demographics

Number of Responses | Percentages of Total Responses

1. Gender

Male	53	31%
Female	118	69%

171 respondents

2. Race

American Indian or Alaska Native	5	3%
Asian	1	1%
White	156	93%
Two or more races	6	4%

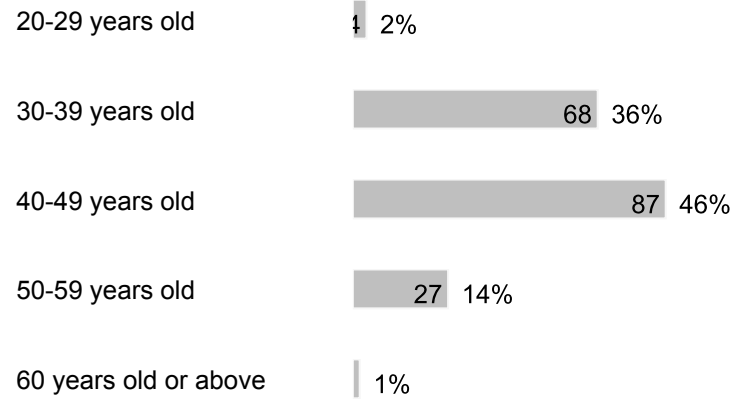
168 respondents

3. Ethnicity

Hispanic	1	1%
Not Hispanic or Latino	157	99%

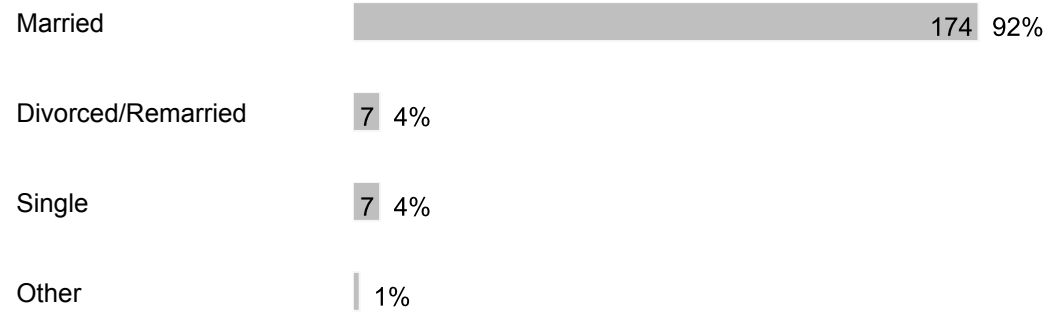
159 respondents

4. AGE_GROUP



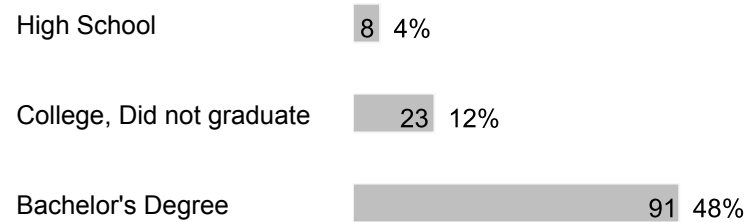
188 respondents

5. MARITAL_STATUS



189 respondents

6. DEGREE



Master's Degree	32	17%
Doctoral Degree	14	7%
Other	20	11%

188 respondents

7. What is your family income (before taxes)?

Less than \$10,000	1	1%
\$10,000-\$19,999	1	1%
\$20,000-\$29,999	1	1%
\$30,000-\$39,999	6	3%
\$40,000-\$49,999	8	4%
\$50,000 or more	163	91%

180 respondents

8. CHILDREN_FAMILY

1 child	29	16%
2 children	74	40%
3 children	53	28%
4 children	20	11%

5 children 10 5%

7 or more children 1 1%

187 respondents

9. How many children in your family live at home?

1 child 52 28%

2 children 74 40%

3 children 40 22%

4 children 15 8%

5 children 3 2%

184 respondents

10. CHILDREN_SCHOOL

1 child 89 48%

2 children 62 34%

3 children 28 15%

4 children 6 3%

185 respondents

11. CHURCH_ATTENDANCE

All of the time 60 33%

Most of the time 69 38%

Some of the time 34 19%

Seldom 16 9%

Never 4 2%

183 respondents

12. RELIGIOUS_AFFILIATION

Assembly of God 28 15%

Baptist 24 13%

Church of Christ 3 2%

Church of God 1 1%

Independent 3 2%

Lutheran 50 27%

Methodist 5 3%

Non-Denominational 42 23%

Presbyterian 1 1%

Other 26 14%

185 respondents

C. Survey Questions

Section score: 4.1 Network average: N/A

	Strongly Agree	Agree	Neutral	Disagree	Strongly Disagree	Not Applicable
	5	4	3	2	1	0
	Number of Responses					
	Percentage of Total Responses					
1. Teachers express an interest in my child.	99	72	17	0	1	0
	52%	38%	9%	0%	1%	0%
	189 respondents					
2. Teachers are fair and impartial to my child.	86	76	20	5	2	0
	46%	40%	11%	3%	1%	0%
	189 respondents					
3. My child feels at ease talking with teachers.	75	82	21	11	0	0
	40%	43%	11%	6%	0%	0%
	189 respondents					
4. Teachers praise and encourage my child.	84	76	22	7	0	0
	44%	40%	12%	4%	0%	0%
	189 respondents					

5. The school's discipline policies are consistently applied.	56 30%	69 37%	33 17%	22 12%	5 3%	4 2%
	189 respondents					
6. Dress standards are consistently enforced.	54 29%	73 39%	41 22%	7 4%	6 3%	8 4%
	189 respondents					
7. Teachers make me feel welcome at school.	92 49%	79 42%	15 8%	2 1%	0 0%	1 1%
	189 respondents					
8. When I contact the school, I am greeted and assisted in a friendly manner.	120 63%	61 32%	4 2%	1 1%	0 0%	3 2%
	189 respondents					
9. I feel like a valued partner at my child's school.	77 41%	80 42%	25 13%	3 2%	3 2%	1 1%
	189 respondents					
10. I am pleased with the education my child is receiving.	95 50%	75 40%	17 9%	2 1%	0 0%	0 0%
	189 respondents					
11. Teachers take time to talk with me about school concerns.	91 48%	73 39%	16 8%	3 2%	1 1%	5 3%
	189 respondents					
12. The principal takes time to talk with me.	60 32%	54 29%	43 23%	6 3%	2 1%	24 13%
	189 respondents					
13. Teachers communicate regularly with me.	76 40%	60 32%	30 16%	15 8%	3 2%	5 3%
	189 respondents					
14. The school's computer training program is up-to-date with current technology.	51	66	41	6	4	21

	27%	35%	22%	3%	2%	11%
	189 respondents					
15. The spiritual mission of the school (why it exists) is clearly stated.	104	67	16	2	0	0
	55%	35%	8%	1%	0%	0%
	189 respondents					
16. The school's philosophy of education is Bible-based and Christ-centered.	96	84	8	1	0	0
	51%	44%	4%	1%	0%	0%
	189 respondents					
17. Teachers emphasize a biblical worldview (using the Bible to form opinions about life issues).	76	84	26	1	1	1
	40%	44%	14%	1%	1%	1%
	189 respondents					
18. Teachers explain the relationship of the subjects they teach to the Bible.	60	87	38	2	1	1
	32%	46%	20%	1%	1%	1%
	189 respondents					
19. Teachers encourage my child to pray about serving the Lord in full-time Christian ministry.	53	69	49	6	3	9
	28%	37%	26%	3%	2%	5%
	189 respondents					
20. My child enjoys Bible class.	79	80	18	3	2	7
	42%	42%	10%	2%	1%	4%
	189 respondents					
21. My child enjoys chapel.	87	76	14	3	3	6
	46%	40%	7%	2%	2%	3%
	189 respondents					
22. My child has regular Bible devotions.	54	84	33	8	0	10
	29%	44%	17%	4%	0%	5%
	189 respondents					
23. My child is sensitive to spiritual things.	66	84	27	5	1	6
	35%	44%	14%	3%	1%	3%
	189 respondents					

24. My child is open about his or her faith in Jesus Christ.	83 44%	87 46%	14 7%	2 1%	0 0%	3 2%
	189 respondents					
25. The primary purpose of Christian education is to glorify God in all things.	107 57%	68 36%	10 5%	1 1%	1 1%	2 1%
	189 respondents					
26. My child seeks spiritual counsel when facing tough decisions.	37 20%	90 48%	47 25%	5 3%	0 0%	10 5%
	189 respondents					
27. The teachers at our school are positive Christian role models.	88 47%	79 42%	18 10%	4 2%	0 0%	0 0%
	189 respondents					
28. The school's spiritual emphasis meets my expectations.	81 43%	83 44%	14 7%	8 4%	1 1%	2 1%
	189 respondents					
29. My child enjoys school.	73 39%	95 50%	15 8%	5 3%	1 1%	0 0%
	189 respondents					
30. The school is a safe place for my child.	92 49%	89 47%	6 3%	2 1%	0 0%	0 0%
	189 respondents					
31. My child is taught study skills.	53 28%	81 43%	31 16%	15 8%	1 1%	8 4%
	189 respondents					
32. My child has a set study time at home.	56 30%	77 41%	32 17%	13 7%	1 1%	10 5%
	189 respondents					
33. I check to make sure my child finishes his or her homework.	69	81	16	7	3	13

	37%	43%	8%	4%	2%	7%
	189 respondents					
34. The school prepares my child for college.	52	84	28	1	1	23
	28%	44%	15%	1%	1%	12%
	189 respondents					
35. Teachers emphasize composition and writing skills.	64	98	20	3	1	3
	34%	52%	11%	2%	1%	2%
	189 respondents					
36. The school meets my academic expectations.	81	89	14	4	0	1
	43%	47%	7%	2%	0%	1%
	189 respondents					
37. School facilities are clean and well-maintained.	91	83	10	4	0	1
	48%	44%	5%	2%	0%	1%
	189 respondents					
38. Extracurricular activities (athletics, choirs, clubs, etc.) are important to my child.	78	63	21	9	2	16
	41%	33%	11%	5%	1%	8%
	189 respondents					
39. The school has a good reputation in the community.	78	92	10	6	3	0
	41%	49%	5%	3%	2%	0%
	189 respondents					
40. The principal expresses interest in my child.	62	66	41	6	3	11
	33%	35%	22%	3%	2%	6%
	189 respondents					
41. My child's teacher(s) keep me informed regularly of my child's academic progress.	82	81	14	9	1	2
	43%	43%	7%	5%	1%	1%
	189 respondents					
42. Teachers encourage my child to read.	79	76	24	2	0	8
	42%	40%	13%	1%	0%	4%
	189 respondents					

43. I appreciate my child's teacher.	128	55	6	0	0	0
	68%	29%	3%	0%	0%	0%
	189 respondents					
44. Teachers help me to know how to help my child learn at home.	61	74	29	16	2	7
	32%	39%	15%	8%	1%	4%
	189 respondents					
45. I am given opportunities to be involved in the school.	102	69	15	2	1	0
	54%	37%	8%	1%	1%	0%
	189 respondents					

D. Open-Ended Questions

1. What do you like most about your child's school?
2. What do you like least about your child's school?
3. What is one suggestion for improving your child's school?